

# Texas Public High School Graduates' Out-of-State College Matriculation Class of 2011 – 2015

February 2017

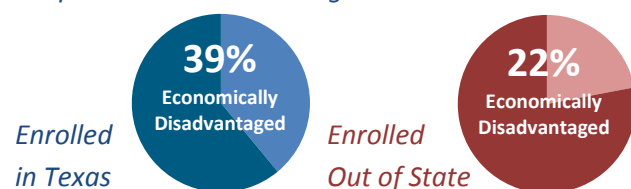
Approximately 5 percent of Texas public high school graduates from the classes of 2011 through 2015 went out of state for college the first fall semester after graduation.<sup>1</sup>

	2011		2012		2013		2014		2015	
	N	%	N	%	N	%	N	%	N	%
<b>Total Enrolled in College<sup>2</sup></b>	<b>167,065</b>	<b>60.4%</b>	<b>165,627</b>	<b>59.7%</b>	<b>169,509</b>	<b>59.4%</b>	<b>172,115</b>	<b>59.9%</b>	<b>173,900</b>	<b>58.5%</b>
Texas public 4-year institution	60,508	20.8%	61,518	21.0%	63,408	21.0%	66,962	22.1%	68,260	21.8%
Texas public 2-year institution	79,966	27.5%	76,750	26.2%	78,560	26.1%	77,587	25.6%	77,448	24.7%
Texas independent institution	11,612	4.0%	11,641	4.0%	11,818	3.9%	11,514	3.8%	11,303	3.6%
Out-of-state institution	14,979	5.2%	15,718	5.4%	15,723	5.2%	16,052	5.3%	16,889	5.4%
Not trackable	14,210	4.9%	15,143	5.2%	16,072	5.3%	15,699	5.2%	15,900	5.1%
Not found	109,306	37.6%	111,866	38.2%	115,837	38.4%	115,293	38.0%	123,593	39.4%
<b>Total HS graduates</b>	<b>290,581</b>	<b>100.0%</b>	<b>292,636</b>	<b>100.0%</b>	<b>301,418</b>	<b>100.0%</b>	<b>303,107</b>	<b>100.0%</b>	<b>313,393</b>	<b>100.0%</b>

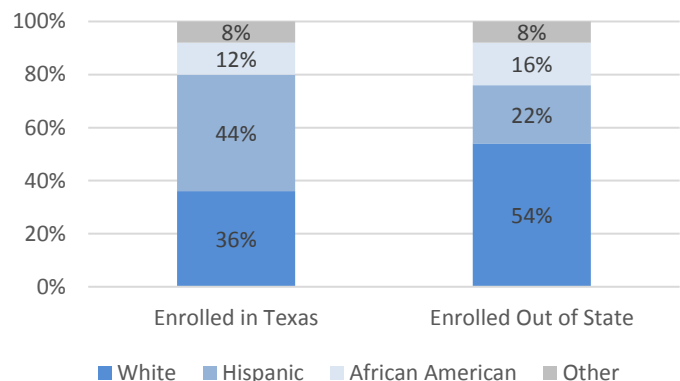
Among high school graduates who enrolled in college, approximately 1 in 10 went out of state.<sup>3</sup>



Among those who enrolled out of state, a lower percentage were economically disadvantaged compared to those enrolling in state.



Hispanics had greater representation among those who enrolled in state whereas African-Americans had greater representation among those who enrolled out of state.

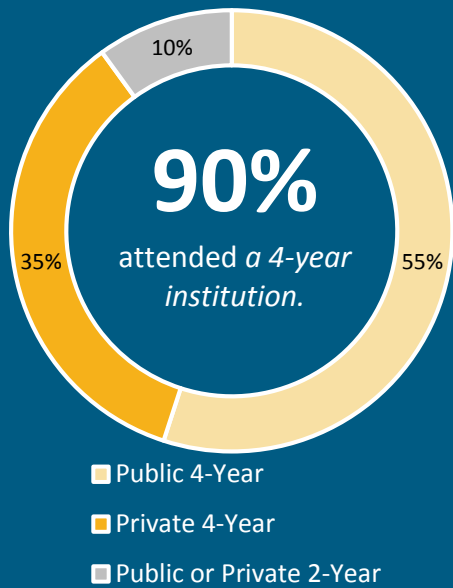


<sup>1</sup> Data presented in this brief came from Coordinating Board Management (CBM) enrollment data, Texas Education Agency high school (HS) graduation and demographic data, and National Student Clearinghouse® (NSC) data. HS graduates who were *not found* in previous THECB reports were tracked out of state using data from the NSC. Students were reclassified from the *not found* category if they enrolled at a 2-year or 4-year institution for at least 12 days in the first fall semester after their HS graduation.

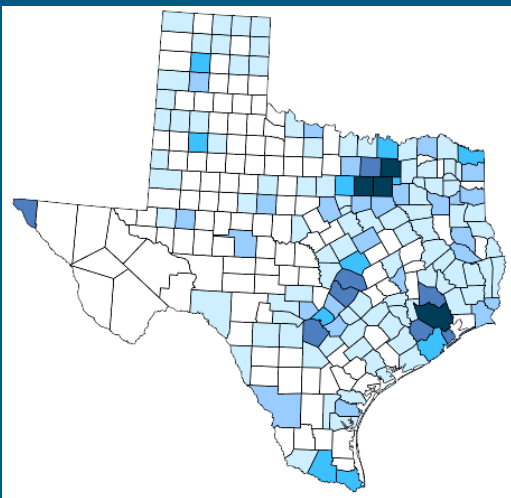
<sup>2</sup> Percentage is based on total number of HS graduates who enrolled in college divided by the total number of high school graduates minus the not trackable.

<sup>3</sup> The Class of 2015 is shown in figures when one cohort year is depicted. General patterns described in this brief also applied to the Class of 2011 through 2014, unless otherwise noted.

## Out-of-State College Enrollees



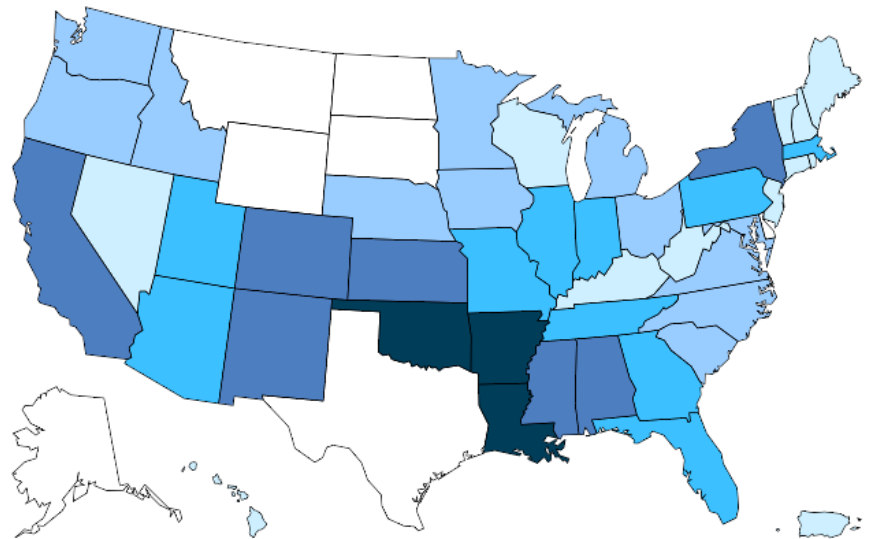
Public high school graduates from rural counties were the least likely to leave Texas for college. Four counties (Harris, Collin, Dallas, and Tarrant) accounted for 45 percent of the graduates who left the state for college.



Nearly 1 out of 4 Texas public high school graduates who went out of state for college attended one of eight institutions (shown right).

Prepared by: Josie Brunner  
Strategic Planning and Funding Division

Nine states have consistently ranked among the top 10 states in which Texas public high school graduates enrolled for college. These nine states account for over half of out-of-state enrollment.



Number of Students: Below 30, 31-100, 101-250, 251-500, 501-1000, 1000+

