

# The 8<sup>th</sup> Grade Cohort Longitudinal Study

## 10 Year Anniversary

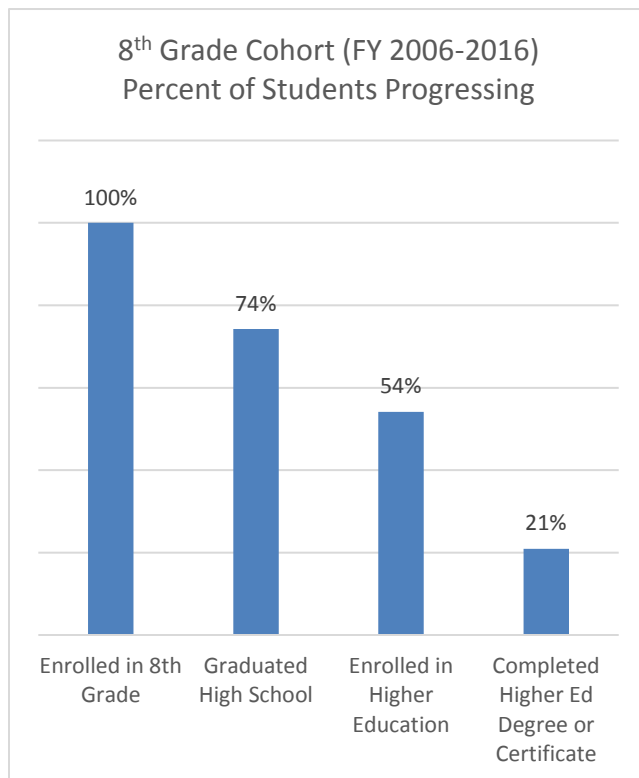
October 2017

The release of the FY 2006-2016 8<sup>th</sup> Grade Cohort workbook marked the tenth year the Texas Higher Education Coordinating Board (THECB) has analyzed the progression of Texas 8<sup>th</sup> graders through high school and college.<sup>1</sup> This brief highlights key insights from a decade of 8<sup>th</sup> grade cohort analyses.

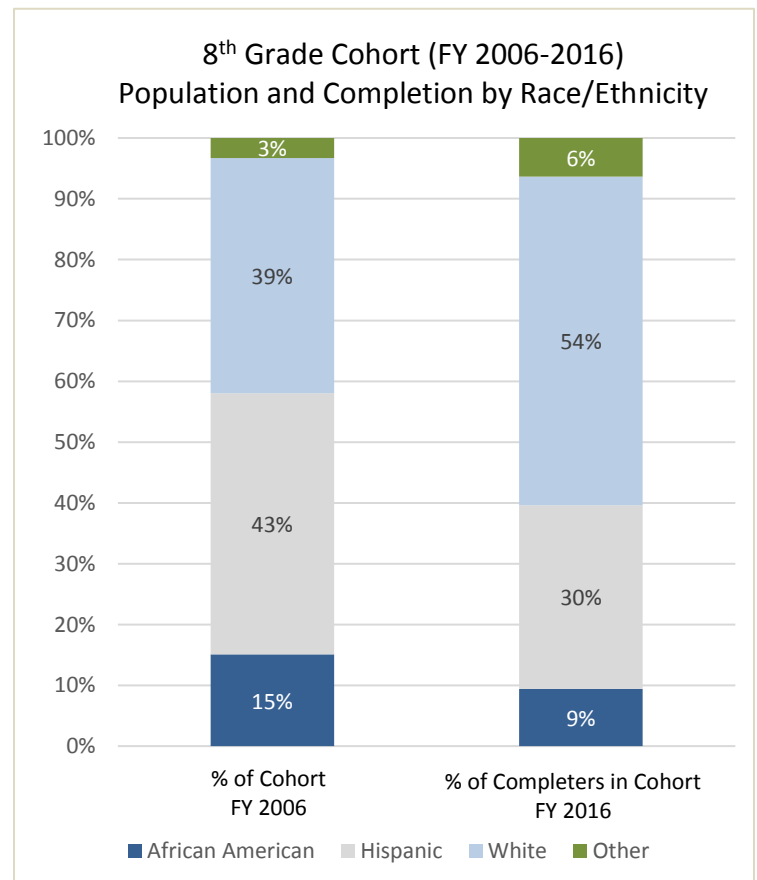
### Understanding the 8<sup>th</sup> Grade Cohort Study

Each cohort is comprised of the 8<sup>th</sup> graders who attend a Texas public school in a given year. Outcomes for the cohort are tracked for 11 years as these students progress through high schools and Texas institutions of higher education.<sup>2</sup>

*Student attrition occurs throughout the education pipeline. Only 21% of 8<sup>th</sup> graders complete a degree or certificate in Texas.*



*Hispanic and African American students made up 58 percent of the 8<sup>th</sup> grade cohort but earned just 39 percent of the higher education certificates and degrees.*



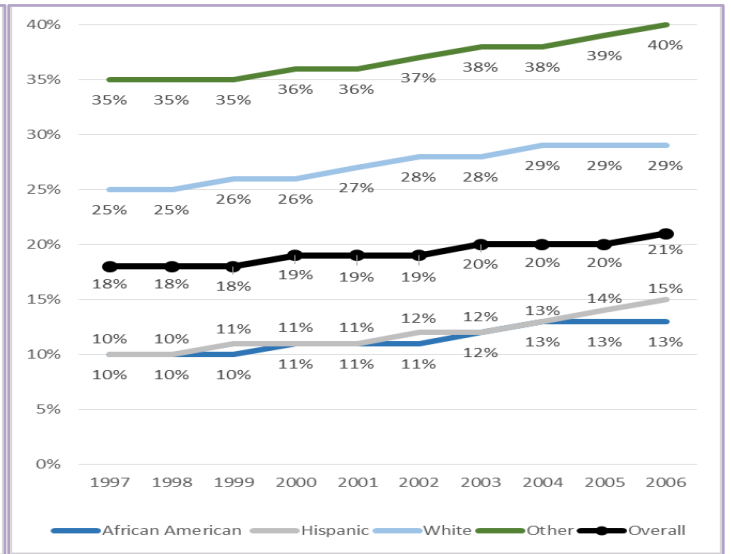
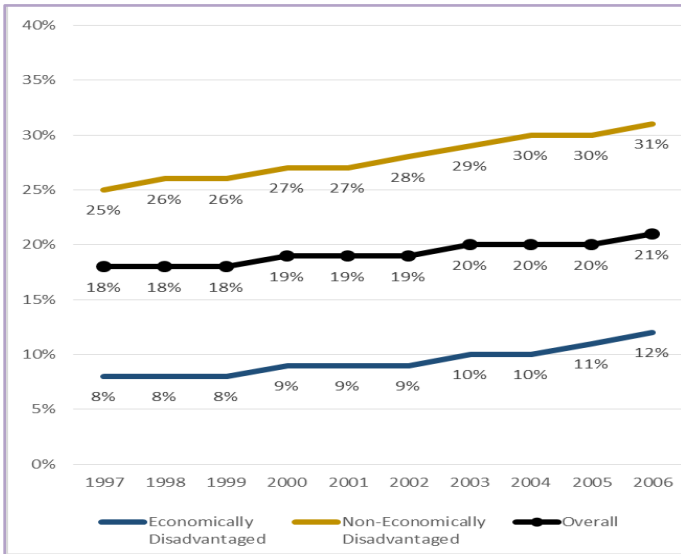
<sup>1</sup>THECB tracked cohorts from the 7th grade prior to initiating the 8th grade cohort analysis in FY 1997.

<sup>2</sup>Outcomes from private high schools, for-profit colleges, or out of state institutions are not included.

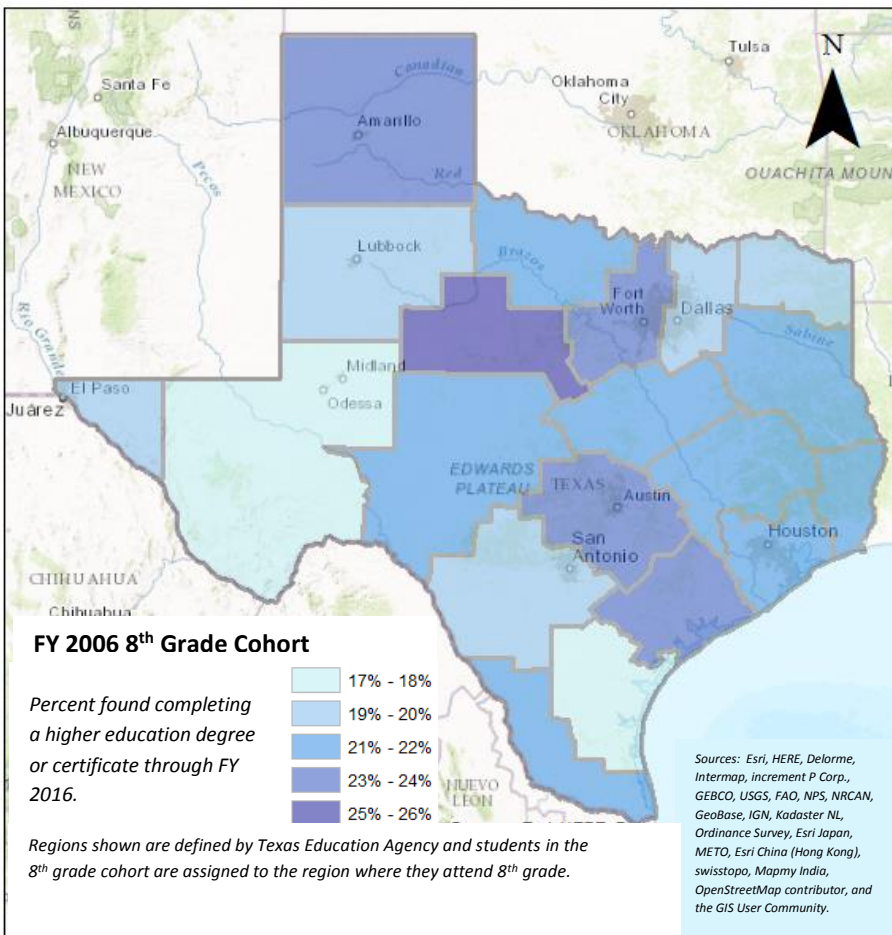


*8<sup>th</sup> grade cohort completion rates increased over the past decade. However, economically disadvantaged, Hispanic and African American students lag significantly behind and gaps have increased slightly over time.*

### Higher Education Completion Rates by Economic Status and Race/Ethnicity



### Postsecondary completion by 8<sup>th</sup> graders from Texas public schools varies around the state.



### Reaching the Completion Goal of 60x30TX

The 60x30TX completion goal is for Texas institutions of higher education to award 550,000 certificates, associates, bachelor's and master's degrees in 2030. The goal also contains targets for specific student populations, including three discussed in this brief: economically disadvantaged, Hispanic, and African American students.

Reaching these 60x30TX targets will not only require continued improvement in 8<sup>th</sup> grade cohort completion rates overall, but will also require significant investment by all education stakeholders to address achievement gaps between economically disadvantaged, Hispanic and African American students and their counterparts.

