

Male Completion in Texas Higher Education

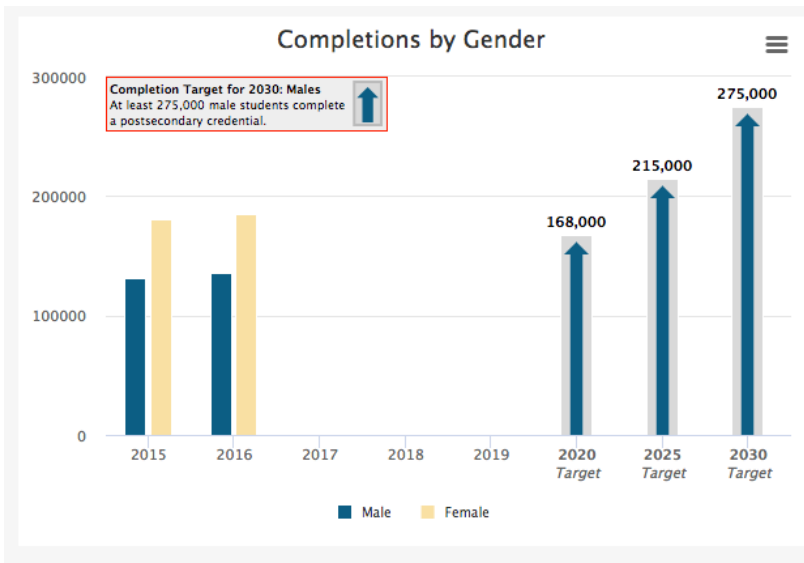
Data Insight 1: January 2018



The **60x30TX plan** identifies males as a target population under its **completion** goal. In 2016, **135,849 males** completed a certificate or associate, bachelor's or master's degree. By 2030, this number should reach at least **275,000**.

Males are not completing credentials at the same rate as females in Texas higher education. In 2016, 58 percent of all certificates and associate, bachelor's, and master's degrees were completed by females, while only 42 percent were completed by males. This brief discusses the characteristics of the higher education gender gap in Texas.

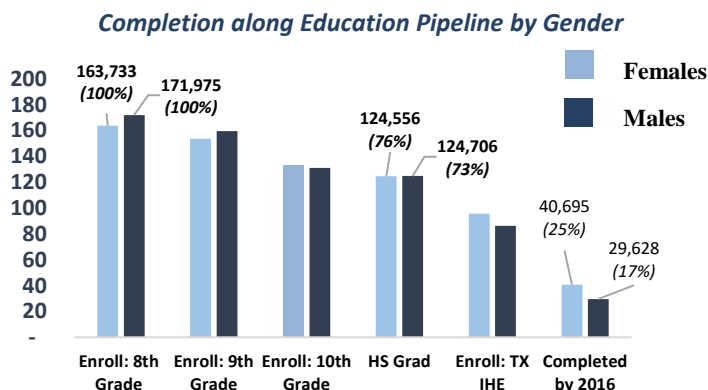
2016 Completions by Gender



In 2016, females completed about 185,000 certificates and associate, bachelor's, and master's degrees, while males completed approximately 135,000. This 50,000-credential difference represents a 16 percentage-point gap.

The **60x30TX** strategic plan identifies male students as a target population under its completion goal. In 2030, male completion should reach at least 275,000 out of 550,000 total certificates or associate, bachelor's, and master's degrees.

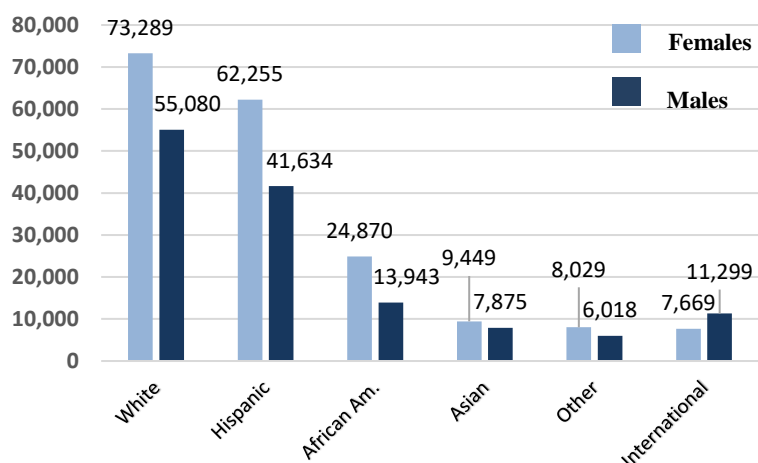
FY 2016 Public School Eighth-Grade Cohort Analysis (FY 2006-2016)



The eighth-grade cohort analysis shows there were more men than women enrolled in eighth grade in Texas public schools in 2006. The number of females began to surpass males in the completion pipeline by high school graduation. Seventy-six percent of females in the cohort graduated high school compared to 73 percent of males. By 2016, only 17 percent of males had completed a certificate or degree — 8 percentage points lower than females.

2016 Completions by Gender and Race/Ethnicity

Gender and Race/Ethnicity Disparities for Completion – All Institutions

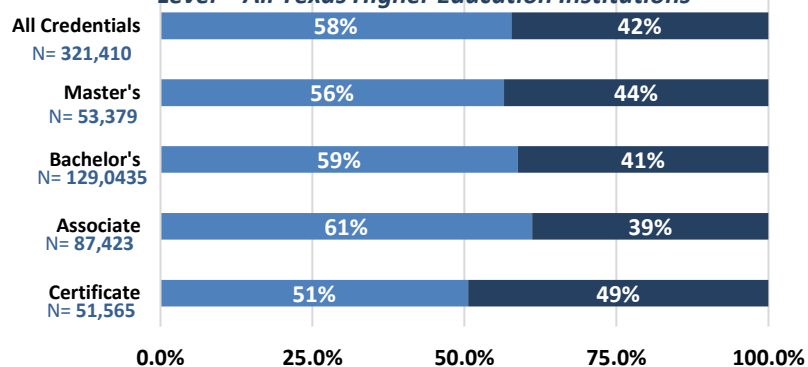


This graph displays the number of certificates and associate, bachelor's and master's degrees completed in 2016 by race/ethnicity and gender. Males of all races and ethnicities were outpaced by their female counterparts in college completions, often by sizeable margins.

Both white and Hispanic females completed college in higher numbers than white males. The gap between male and female completion is highest among African American students. International students are the only category in which there are more completions among males than females.

Certificates and Associate, Bachelor's, and Master's Degree Completions

Proportion of Completions by Males and Females by Credential Level – All Texas Higher Education Institutions



The largest completion gaps by gender occur at the associate and bachelor's levels, with 22 percentage-point and 18 percentage-point gaps respectively. The closest gender parity is observed at the certificate level — 51 percent of females and 49 percent of males completed a certificate.

Completions Earned by Males and Females in Texas by Major and Credential Level

Texas Higher Education Coordinating Board data indicate that, once enrolled, males and females exhibit different higher education consumption patterns. In 2016, males completed credentials within certain majors at higher rates than females. The charts below highlight selected programs with large gender disparities.

PROGRAMS	Total (N)	Female		Male	
		(N)	(%)	(N)	(%)
Engineering	12,007	2,513	21%	9,494	79%
Computer Science	11,009	3,000	27%	8,009	73%
Security & Protective Services	10,869	4,162	38%	6,707	62%
Mechanics & Repairers	5,490	319	6%	5,171	94%
Precision Production Trades	4,062	235	6%	3,827	94%

PROGRAMS	Overall (N)	Female		Male	
		(N)	(%)	(N)	(%)
Liberal Arts	45,986	28,770	63%	17,216	37%
Allied Health	34,923	28,302	81%	6,621	19%
Interdiscip.	10,958	8,403	77%	2,555	23%
Education	9,786	7,799	80%	1,987	20%
Psychology	7,980	6,397	80%	1,583	20%

This Data Insight brief was produced by the Strategic Planning and Funding Division.

Authors: Joanna Warren, *Intern*, and Jenna Cullinane Hege, Ph.D., *Deputy Assistant Commissioner*