

Capital Expenditures Report

FY 2016 to FY 2020

October 2015

Texas Higher Education Coordinating Board



Vacant, CHAIR
Robert "Bobby" Jenkins Jr., VICE CHAIR
David D. Teuscher, MD, SECRETARY TO THE BOARD
Dora G. Alcalá
S. Javaid Anwar
Christina Delgado, STUDENT REPRESENTATIVE
Ambassador Sada Cumber
Fred Farias III, OD
Janelle Shepard
John T. Steen Jr.

Austin
Beaumont
Del Rio
Pakistan
Lubbock
Sugarland
McAllen
Weatherford
San Antonio

Raymund A. Paredes, COMMISSIONER OF HIGHER EDUCATION

Agency Mission

The Texas Higher Education Coordinating Board promotes access, affordability, quality, success, and cost efficiency in the state's institutions of higher education, through Closing the Gaps and its successor plan, resulting in a globally competent workforce that positions Texas as an international leader in an increasingly complex world economy.

Agency Vision

The THECB will be recognized as an international leader in developing and implementing innovative higher education policy to accomplish our mission.

Agency Philosophy

The THECB will promote access to and success in quality higher education across the state with the conviction that access and success without quality is mediocrity and that quality without access and success is unacceptable.

The Coordinating Board's core values are:

Accountability: We hold ourselves responsible for our actions and welcome every opportunity to educate stakeholders about our policies, decisions, and aspirations.

Efficiency: We accomplish our work using resources in the most effective manner.

Collaboration: We develop partnerships that result in student success and a highly qualified, globally competent workforce.

Excellence: We strive for preeminence in all our endeavors.

The Texas Higher Education Coordinating Board does not discriminate on the basis of race, color, national origin, gender, religion, age or disability in employment or the provision of services.

Table of Contents

EXECUTIVE SUMMARY	1
AN OVERVIEW OF FACILITIES IN TEXAS PUBLIC UNIVERSITIES, HEALTH-RELATED INSTITUTIONS, AND STATE AND TECHNICAL COLLEGES.....	2
THE CAMPUS MASTER PLANNING PROCESS.....	3
REPORT DETAILS FOR FY 2016 - FY 2020.....	4
CAPITAL PROJECTS PLANNED FY 2016 - FY 2020	5
PLANNED EXPENDITURES BY PROJECT TYPE FY 2016 - FY 2020	6
PLANNED SPACE ACQUISITION FY 2016 - FY 2020	7
EXPENDITURES PLANNED FOR FY 2016	8
PROJECTED FINANCING TYPES FY 2016.....	9
FUNDING SOURCES FY 2016 - FY 2020	10
APPENDIX A – PROJECTS SUBMITTED BY INSTITUTION AND TYPE	11
APPENDIX B – PLANNED NEW SPACE BY INSTITUTION (NEW CONSTRUCTION AND ADDITIONS)	38
APPENDIX C – DEFINITIONS OF FUNDING SOURCES FOR CONSTRUCTION PROJECTS	41

Executive Summary

Section 61.0572 of the Texas Education Code requires that the Texas Higher Education Coordinating Board (THECB) to collect information on the capital expenditure plans of public universities, health-related institutions, and state and technical colleges. This includes information on each institution's new construction, major repair and rehabilitation projects, and deferred maintenance needs.

For a number of years, many higher education institutions had been required to submit their capital expenditure plans to both the THECB, in the form of the Master Plan (MP1), and to the Bond Review Board (BRB), in the form of the Capital Expenditure Plan. In response to the General Appropriations Act of the 77th Texas Legislature, this redundant reporting of institutional capital expenditure plans was eliminated. Institutions now report to the THECB, which in turn, shares the data with the BRB.

For this report, institutions were required to submit capital projects greater than \$1 million planned for the Fiscal Year (FY) 2016 - FY 2020 reporting period. Because some of these projects start later in the reporting period, the financing of the project may continue into FY 2021 and beyond. *Therefore, this report refers to capital projects that will be undertaken during the FY 2016 - FY 2020 reporting period, although they may be financed in FY 2021 and beyond.*

The highlights of this report for FY 2016 - FY 2020 include plans for:

- 854 capital expenditure projects over the next five years for a total of \$21.6 billion
- 63.4 million gross square feet of space to be acquired, constructed, or renovated
- \$14.3 billion of new construction projects that will add more than 37.1 million gross square feet to facilities' inventories
- \$4.3 billion in major renovations for almost 21.1 million gross square feet
- 59 infrastructure projects at \$509 million
- 689 acres of property to be acquired at \$378 million; additional property acquisitions reported in new construction, addition, repair, and renovation projects adding an additional 59 acres
- 10 information resources projects at \$638 million
- \$4.1 billion in tuition revenue bonds accounting for 19 percent of total funding
- \$5.3 billion (24.7%) of projects funded with an "unknown or unspecified funding source" (see Table 1)
- \$748 million (3.5%) of total projects funded from the Higher Education Fund
- \$1,019 million (4.7%) of projects funded from the Permanent University Fund
- \$634 million (2.9%) of projects funded with Auxiliary Enterprise Revenues
- Projects using \$1 billion (4.8%) in Gifts and Donations

An Overview of Facilities in Texas Public Universities, Health-Related Institutions, and State and Technical Colleges

This report provides information about facilities at Texas public universities, health-related institutions, and state and technical colleges. Texas public community colleges are state-assisted institutions that must support their facilities from local funds or ad valorem tax funds, so their facilities do not require the THECB's review and are not included in this report.

The space requirement for institutions of higher education has increased with enrollments. In recent years, state government revenues have struggled to meet needs. As a result, the Legislature in 2003 permitted higher education institutions to set a portion of undergraduate tuition rates, in part to address deficiencies in facilities' condition. As enrollment growth continues, institutions must address the needs of their existing facilities, as well as provide additional capacity on their campuses. The 60x30 goal is essential to the future prosperity of Texas. Without bold action, Texas faces a future of diminished incomes, opportunities, and resources. For the state to compete globally, it must increase the number of workers with credentials or degrees. This will require quality facilities, not only to attract and retain high-caliber students, but also the world-class faculty necessary to teach them.

A college or university campus consists of many different types of facilities. The composition of these facilities can be general, such as those that house classrooms, libraries, and offices. Other facilities may serve various research, agricultural, and athletic functions. Bookstores, student unions, cafeterias, and residence halls make up the ancillary buildings needed to support a better learning environment. In general, facilities are categorized as follows:

- General Purpose Buildings – classroom, laboratory, office and research buildings, and any other buildings related to the administration of these functions
- Auxiliary Services Buildings – student unions, infirmaries, bookstores, intercollegiate athletics buildings, parking garages, and similar self-funding facilities
- Physical Plant Buildings – power plants, maintenance facilities, and all buildings related to the physical plant
- Agricultural Services Buildings – facilities for housing livestock, barns, and silos
- Residence Facilities – dormitories, fraternity houses, apartments, and family housing
- Hospitals/Clinics – medical-related facilities
- Renovations – facilities that are temporarily taken out of service for major repair and renovation

The Campus Master Planning Process

The Texas Education Code, Section 61.0582, gives the THECB responsibility for collecting planning information from institutions of higher education and using that information for evaluating and approving campus construction and land acquisition projects.

Accordingly, Section 17.101(2) of the Coordinating Board's rules and regulations states that "Institutions of higher education shall submit current data to the Board for the following reports:

- (A) Facilities Development Plan (MP1). On or before July 1 of every year, beginning in 2004, an institution shall submit an update to its Facilities Development Plan (MP1) on file with the Board, as required by Texas Education Code, Section 61.0572(b)(4). In every even-numbered year, the Board shall provide Facilities Development Plan data to the Bond Review Board for inclusion in the Capital Expenditure Report. This report may include capital renewal and deferred maintenance projects. The report shall include:
 - (i) any proposed new construction greater than \$1,000,000, repair and rehabilitation greater than \$1,000,000, information resource project greater than \$1,000,000, and property purchases for any amount that may be submitted within the next five years to the Board, regardless of funding source;
 - (ii) the funding source for any planned project identified in paragraph 2(A)(i) of this section; and
 - (iii) a description of the proposals the institution plans to finance with the Higher Education Fund or Permanent University Fund."

In addition to the Facilities Development Plan (MP1), other reporting required of higher education institutions include an annual Campus Condition Report, an annual submittal of the Campus Facilities Inventory, and an annual Project Status and Tracking Report.

Senate Bill 215 (83rd Texas Legislature, Regular Session) made sweeping changes to the Coordinating Board's role in capital projects. Specifically, the THECB no longer approves or disapproves capital projects; now the agency's role is to create standards and assess compliance in the area of cost, efficiency, space need, and space use. In the event a project does not comply with the published standards, the THECB has the responsibility to notify legislative leaders, the Office of the Governor, as well as the governing board of the institution. In addition to reviews for compliance, the THECB will continue to conduct the onsite campus Facilities Audit to verify the accuracy of the institutional facilities inventory and approved facilities development projects for each of the audited institutions.

Report Details for FY 2016 - FY 2020

This report summarizes the MP1 reports filed in July 2015 and covers planned capital projects for FY 2016 - FY 2020. Financial information for these projects was collected for the five-year reporting period of FY 2016 - FY 2020. Because some capital projects extend beyond the five-year reporting period, respondents were asked to include expenditures for FY 2021 and beyond as well. This report summarizes planned construction projects, as reported by institutions, for the next five years. The institutions have been encouraged to view this report as an instrument to assist them in their long-range facilities planning. The funding types and financing sources are not all-inclusive because future funding is uncertain. The MP1 thresholds are \$1 million for new construction and \$1 million for renovations, and property purchases that would cumulatively total \$1 million. In addition, the legislation requires information resource projects to be included if they cost more than \$1 million, even though THECB Board consideration is not required. Prior to the consolidation of the THECB's report and the Bond Review Board's report, the MP1 data were collected in October each year. The Bond Review Board's reporting deadlines required the THECB to move its MP1 submission date to July 1.

For planning and reporting purposes, facilities-related projects are classified within the following project types:

New Construction – Construction of a new building on a site where no building previously existed or on a site on which a building has been demolished. Additions to existing buildings are a separate category and not considered new construction

Repair and Renovation (R&R) – A project in which a portion of the building is renovated. The classic R&R project involves gutting an existing building and replacing electrical, plumbing, heating, ventilation, air-conditioning systems and other major components

Additions – Additions to existing buildings that will expand the available square footage of the structures

Information Resources – Purchase or installation of information technology resources on a campus, including networks, software, and telecommunications

Infrastructure – Construction of streets, sewers, electrical systems, steam tunnels, and other facilities necessary to operate the physical plant

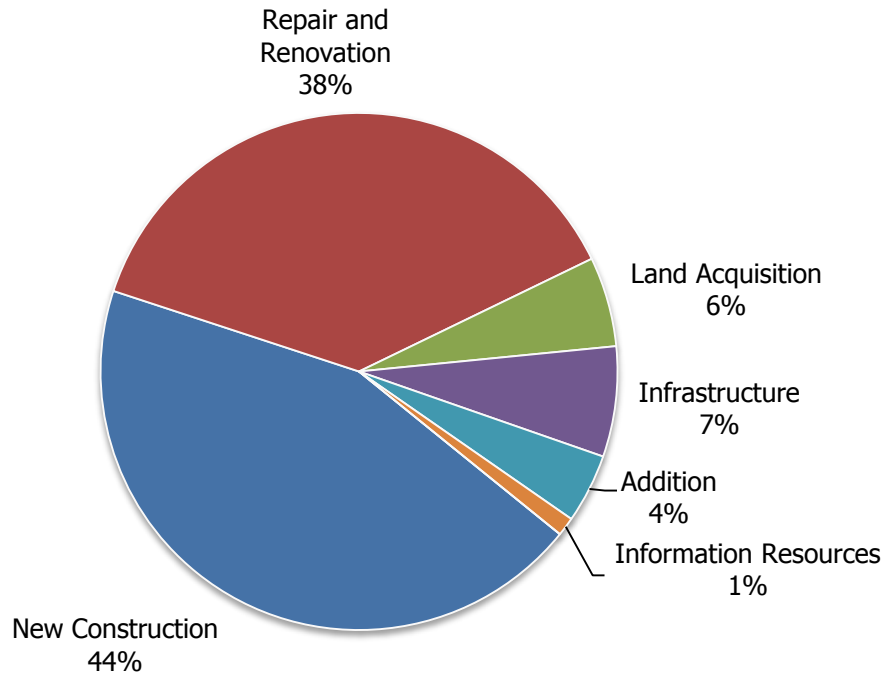
Land Acquisition – Purchase or acquisition of land, with or without a building structure

Lease Space – Expenditures to lease space from other entities, e.g., institutions typically lease space to provide space for new programs while permanent space is being constructed and to provide space for short-term projects for which permanent space is not cost-effective

Capital Projects Planned FY 2016 - FY 2020

Institutions submitted 854 projects in their FY 2016 MP1 capital expenditure plans, up 5 percent from the 813 projects submitted for FY 2015 (Graph 1). New construction projects represent the majority of all projects at 44 percent, with repair and renovation projects reporting second at 38 percent. Planned repair and renovation projects are up 11 percent from 291 projects in FY 2015 to 323 projects in FY 2016.

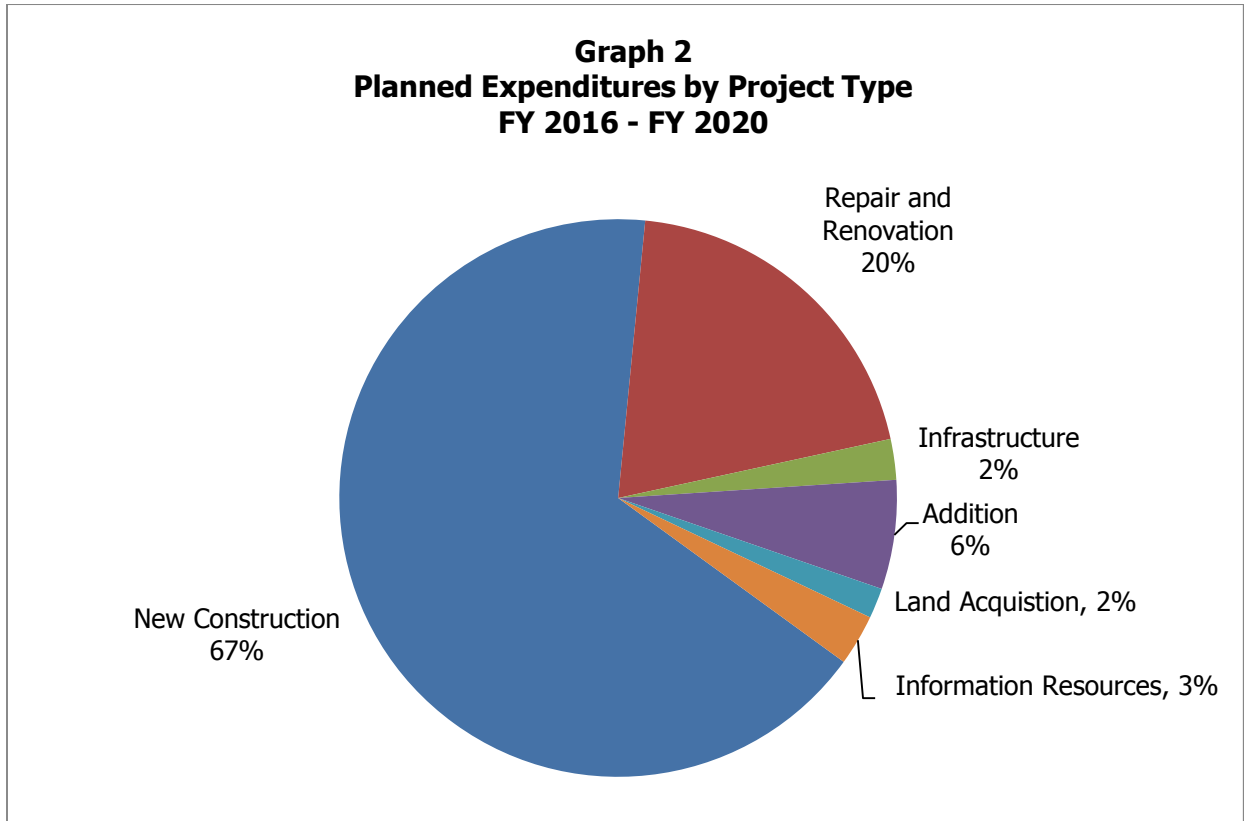
Graph 1
Number of Projects by Type FY 2016 - FY 2020



Project Type	FY 2016	FY 2015	Percent Chg
New Construction	378	352	7%
Repair and Renovation	323	291	11%
Land Acquisition	48	44	9%
Infrastructure	59	78	-24%
Addition	36	41	-12%
Information Resources	10	6	67%
Leased Space	0	1	-100%
	854	813	5%

Planned Expenditures by Project Type FY 2016 - FY 2020

The total cost of all projects submitted in the FY 2016 MP1 reports is more than \$21.6 billion, up 2 percent from last year's \$21.1 billion (Graph 2). There are \$14.3 billion in new construction projects planned, representing 67 percent of the total cost. Planned repair and renovation projects decreased from \$4.9 million in FY 2015 to \$4.3 million this year.



Project Type	FY 2016	FY 2016 PCT	FY 2015 PCT2	BPS CHG
New Construction	\$14,348,025,705	66.57%	64.87%	170
Repair and Renovation	4,322,540,199	20.06%	23.04%	(298)
Infrastructure	508,681,517	2.36%	3.42%	(106)
Addition	1,357,924,692	6.30%	4.81%	149
Land Acquisition	378,356,024	1.76%	1.73%	2
Information Resources	637,657,000	2.96%	1.92%	104
	\$21,553,185,137	100%	100%	

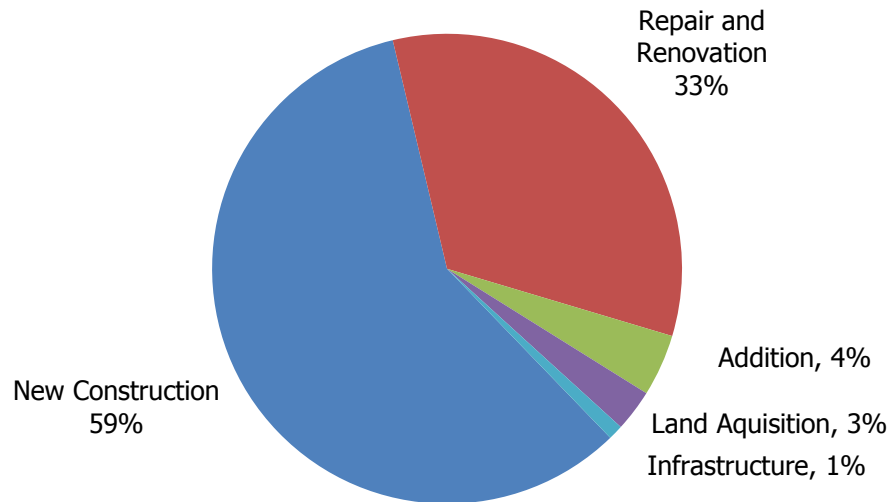
Planned Space Acquisition FY 2016 - FY 2020

The institutions submitted 63 million gross square feet (GSF) to be constructed, purchased, or renovated in FY 2016 - FY 2020 (Graph 3). The submitted GSF decreased by 1.8 million and the educational and general net assignable square feet (E&G NASF) decreased by 1.8 million from the previous reporting cycle.

The institutions plan to add 39.8 million GSF (63%) through new construction and addition projects, adding 12.75 million E&G NASF to current facility inventories. The institutions plan to repair and renovate 21.15 million GSF (33%), a decrease of 2.5 million GSF (11%) from the previous reporting cycle.

The institutions submitted 1.8 million GSF for land acquisitions in FY 2016, compared to 1.7 million GSF in FY 2015. Planned projects will provide institutions with an additional 748 acres of property. This is down 37 percent and 441 acres fewer than the 1,189 acres reported on the FY 2015 MP1 reports. A project listed in the previous reporting cycle, the 308 planned acres associated with the new UT-Brownsville campus as it separated from Texas Southmost College, is a factor in the decrease.

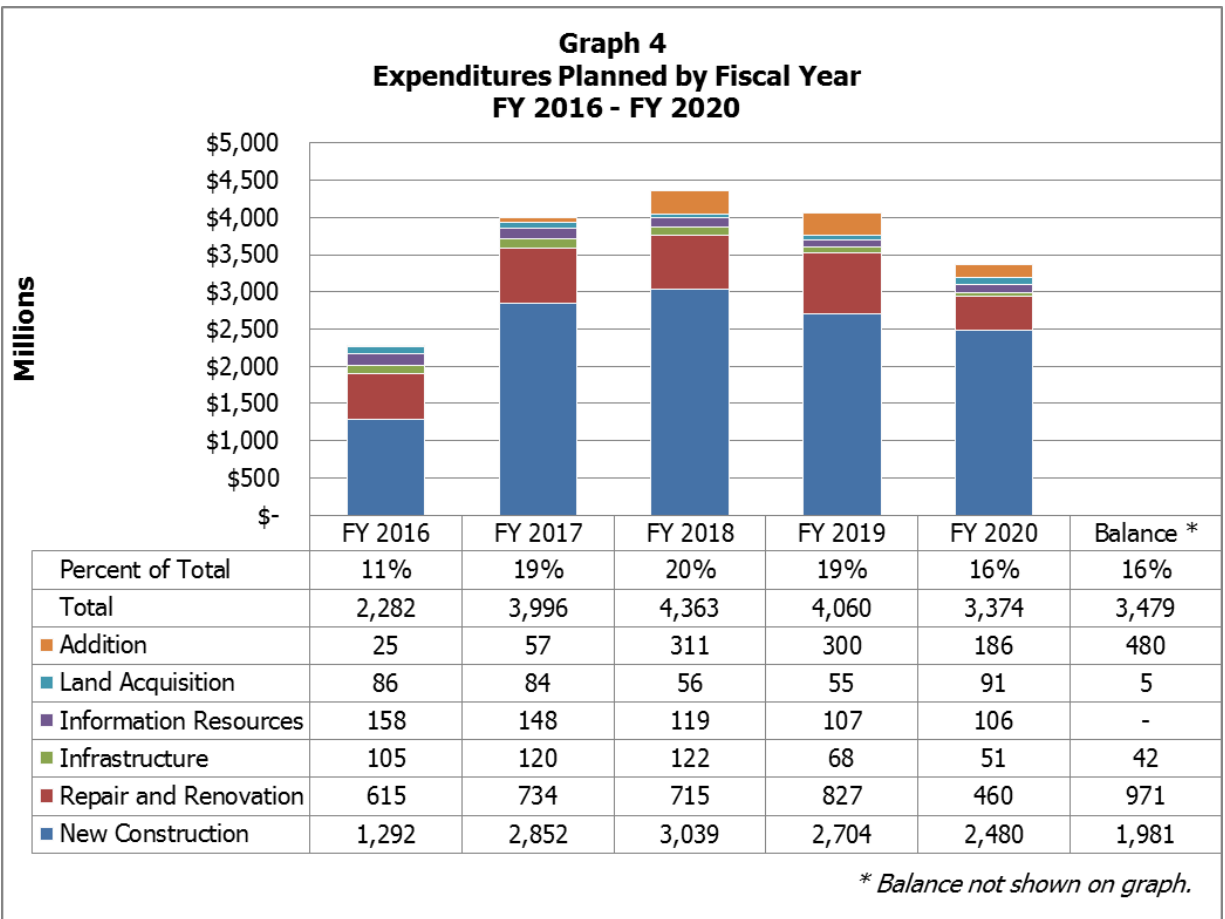
Graph 3
Amount of Space (Gross Square Feet) Planned
FY 2016 - FY 2020 in Millions



Project Type	GSF	GSF PCT	E&G	E&G PCT
New Construction	37.11	58.52%	11.72	54.57%
Repair and Renovation	21.15	33.34%	8.17	38.03%
Addition	2.69	4.24%	1.03	4.82%
Land Acquisition	1.82	2.87%	0.17	0.80%
Infrastructure	0.65	1.02%	0.38	1.78%
Total	63.41	100.00%	21.48	100.00%

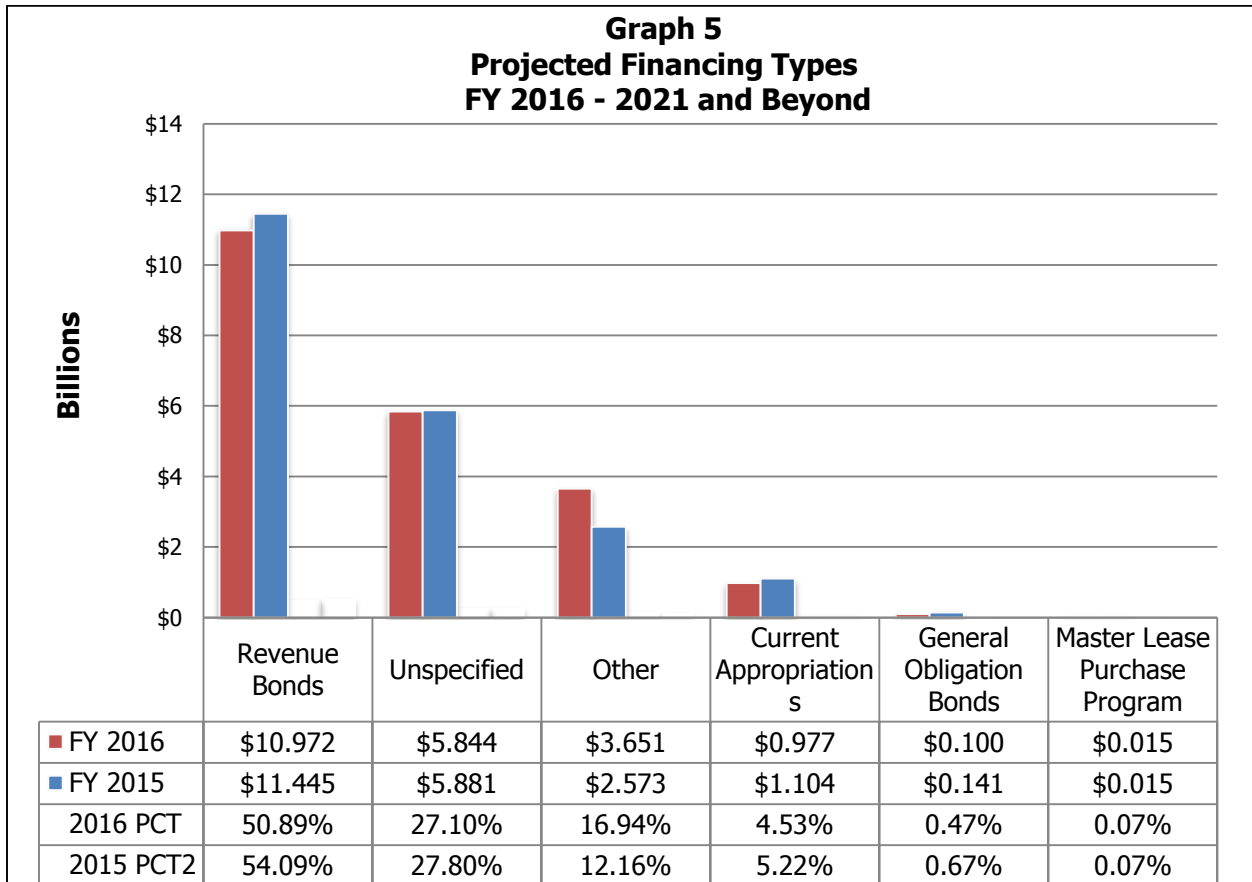
Expenditures Planned for FY 2016 - FY 2020

Of the \$21.6 billion in planned expenditures, which includes FY 2021 and beyond, only \$18 billion (84%) is projected to be financed in the first 5 fiscal years (FY 2016 - FY 2020), leaving 16 percent of the financing projected for FY 2021 and beyond. This is a \$2 billion increase over the amount financed in the previous reporting period. Fiscal Year 2020 and beyond is not included in the graph but is included in the data chart. For this five-year period, FY 2018 accounted for the largest share at \$4.4 billion (20% of the total expenditures). This trend of the third-year cycle and planned percentage associated with it was nearly the same as was projected in the previous reporting cycle.



Projected Financing Types FY 2016 - FY 2021 and Beyond

The \$21.6 billion of the planned projects for the next five years and beyond will be financed using \$11 billion in revenue bonds, which accounts for 51 percent of the total (Graph 5). This is down \$400 million from FY 2015's report of \$11.4 billion. More than \$5.8 billion of the projected costs have an unspecified financing type (27%). The "Other" category accounted for \$3.7 billion, up from the \$2.6 billion reported in FY 2015. This accounts for 17 percent of the total financing, in contrast to FY 2015's 12 percent.



Funding Sources FY 2016 - FY 2020

The category of Unknown and Unspecified Funding Sources makes up the largest source of funds at \$5.3 billion (24.7%) and indicates institutions' uncertainty of how capital projects will be funded in the future (Table 1). Tuition Revenue Bonds represent \$4 billion (19%) in capital expenditures, a 3 percent decrease over the previous reporting cycle.

Table 1
Source of Funds

Source	FY 2016	2016 PCT	FY 2015	2015 PCT	PCT CHG
Auxiliary Enterprise Fund	\$132,301,631	0.61%	\$51,865,381	0.25%	155.09%
Auxiliary Enterprise Revenues	\$634,280,890	2.94%	\$718,225,254	3.39%	-11.69%
Available University Fund	\$56,848,349	0.26%	\$387,225,694	1.83%	-85.32%
Designated Tuition	\$153,000,000	0.71%	\$279,814,283	1.32%	-45.32%
Energy Savings	\$18,360,000	0.09%	\$19,830,000	0.09%	-7.41%
Federal Funds	\$212,071,281	0.98%	\$2,500,000	0.01%	8382.85%
Federal Grants	\$198,400,000	0.92%	\$78,746,550	0.37%	151.95%
General Revenue	\$214,889,719	1.00%	\$77,100,506	0.36%	178.71%
Gifts/Donations	\$1,042,772,556	4.84%	\$1,032,195,681	4.88%	1.02%
Higher Education Fund Proceeds	\$747,509,449	3.47%	\$515,895,473	2.44%	44.90%
Housing Revenue	\$526,412,425	2.44%	\$475,841,056	2.25%	10.63%
Lease Purchase other than MLPP	\$0	0.00%	\$0	0.00%	
Legislative Appropriations	\$493,077,872	2.29%	\$350,030,692	1.65%	40.87%
Master Lease Purchase Program	\$0	0.00%	\$0	0.00%	
Other	\$467,485,721	2.17%	\$387,498,916	1.83%	20.64%
Other Local Funds	\$1,243,402,645	5.77%	\$945,450,404	4.47%	31.51%
Other Revenue Bonds	\$98,559,722	0.46%	\$143,316,693	0.68%	-31.23%
Energy Savings Performance Contract	\$1,000,000	0.00%	\$1,000,000	0.00%	0.00%
Permanent University Fund	\$1,019,125,418	4.73%	\$758,304,346	3.58%	34.40%
Private Development Funds	\$140,000,000	0.65%	\$140,000,000	0.66%	0.00%
Revenue Financing System Bonds	\$4,314,186,200	20.01%	\$5,034,264,042	23.79%	-14.30%
Student Fees	\$335,188,199	1.55%	\$364,033,820	1.72%	-7.92%
Tuition Revenue Bond Proceeds	\$4,062,972,918	18.85%	\$4,191,776,164	19.81%	-3.07%
Unexpended Plant Funds	\$127,086,921	0.59%	\$33,555,627	0.16%	278.74%
Unknown Funding Source	\$1,522,881,000	7.06%	\$3,843,170,000	18.16%	-60.37%
Unspecified	\$3,797,872,221	17.62%	\$1,326,633,654	6.27%	186.28%
Total	\$21,559,685,137	100.00%	\$19,166,042,611	100.00%	12.49%

Appendix A – Projects Submitted By Institution and Type

Project Type	Project Name	Estimated Start Date	Total
System: Non-System Institution			
Institution: Midwestern State University			
Addition	MASS COMMUNICATIONS EXPANSION TO FAIN FINE ARTS	9 2015	5,000,000
New Construction	ACADEMIC EXPANSION & REVITALIZATION	9 2015	73,000,000
New Construction	NEW FACILITIES SERVICES & PURCHASING BUILDING	6 2016	3,000,000
New Construction	NEW STUDENT RESIDENCE HALL & HOUSING OFFICE	9 2015	33,250,000
New Construction	ON CAMPUS FOOTBALL STADIUM	6 2019	22,000,000
New Construction	PARKING FACILITIES	9 2015	15,000,000
New Construction	UNIVERSITY POLICE STATION BUILDING	6 2017	1,000,000
Repair and Renovation	CAMPUS LANDSCAPE IMPROVEMENTS	6 2016	2,000,000
Repair and Renovation	DANIEL BUILDING FOOD SERVICE RENOVATION	8 2018	7,000,000
Repair and Renovation	DROUGHT TOLERANT ATHLETIC FIELDS	9 2015	5,500,000
Repair and Renovation	HARDIN BLDG INFRASTRUCTURE RENOVATION	6 2019	10,000,000
Repair and Renovation	WEST CAMPUS ANNEX RENOVATION	6 2019	2,000,000
Midwestern State University Subtotal			178,750,000

Appendix A – Projects Submitted By Institution and Type

Project Type	Project Name	Estimated Start Date	Total
Institution: Stephen F. Austin State University			
Addition	Construct Recreation Center Addition	5 2019	10,100,000
Addition	Construct Student Center Addition	5 2019	6,000,000
Addition	Construct/Renovate Athletic Facilities	1 2017	45,000,000
Information Resources	IT UPGRADE	9 2016	5,000,000
Infrastructure	Construct Vista Dr./Griffith Blvd Connector Road	5 2019	1,000,000
Infrastructure	Renovate Utility Infrastructure	9 2017	4,000,000
Land Acquisition	Purchase of Land	9 2015	3,000,000
New Construction	Construct Housing Operations Warehouse	5 2016	7,900,000
New Construction	Construct New Forestry Lab	5 2019	17,900,000
New Construction	Construct New STEM Building	9 2015	46,000,000
New Construction	Construct Performing Arts Theatre	9 2017	18,200,000
New Construction	Construct Residence Hall	9 2017	29,500,000
Repair and Renovation	Energy Modernization	5 2018	10,000,000
Repair and Renovation	ENERGY MODERNIZATION	1 2016	5,000,000
Repair and Renovation	Renovate Griffith Fine Arts	5 2019	10,000,000
Repair and Renovation	Renovate Hall 10	5 2016	4,500,000
Repair and Renovation	Renovate Mays Hall	5 2018	5,000,000
Repair and Renovation	Renovate Miller Science Labs	1 2017	25,300,000
Repair and Renovation	Renovate North Hall	5 2017	2,900,000
Repair and Renovation	Renovate Raguet Street Pedestrian Way	5 2019	2,250,000
Repair and Renovation	Renovate South Hall	5 2019	2,900,000
Repair and Renovation	Renovate Wisely	5 2018	5,200,000
Repair and Renovation	Renovate Wright Music Building	5 2018	6,400,000
Stephen F. Austin State University Subtotal			273,050,000
Institution: Texas Southern University			
Land Acquisition	NORTHWEST CAMPUS AND LAND PURCHASE	9 2015	5,258,768
Land Acquisition	PURCHASE LAND RESERVED FOR FUTURE USE	1 2016	7,011,340
New Construction	AUXILIARY FACILITIES	9 2015	53,705,716
New Construction	H & PE ANNEX & INTRAMURAL SPORTS	1 2016	6,228,564
New Construction	HUMANITIES & FINE ARTS BUILDING	9 2015	64,276,756
New Construction	LAW SCHOOL AND SCHOOL OF BUSINESS BUILDING	1 2017	25,904,868
New Construction	ONE STOP ENROLLMENT & COUNSELING	1 2016	4,695,588
New Construction	PHARMACY SCHOOL/HEALTH SCIENCES BUILDING	11 2015	69,263,056
New Construction	RICHFIELD (DEMOLISH & BUILDBACK)	9 2015	14,222,316
New Construction	ROBERT TERRY LIBRARY	9 2015	70,247,856
Repair and Renovation	DEFERRED MAINTENANCE	11 2015	29,215,844
Texas Southern University Subtotal			350,030,672

Appendix A – Projects Submitted By Institution and Type

Project Type	Project Name	Estimated Start Date	Total
Institution: Texas Woman's University			
Infrastructure	Streets and Sidewalk Infrastructure Upgrades	7 2016	4,000,000
New Construction	Construct Denton Campus Parking Garage (East)	1 2017	11,000,000
New Construction	Construct New Science and Technology Center	2 2016	51,347,200
New Construction	Construct Pioneer Field House	8 2017	2,064,000
New Construction	Construct Student Housing	6 2016	22,342,466
New Construction	Denton Parking Garage (West)	8 2015	11,000,000
New Construction	Replace Grounds Storage Evers	7 2015	1,200,000
New Construction	Satellite Utility Plant	1 2017	15,000,000
Repair and Renovation	Former Student Center Facility Adaptation	1 2017	8,000,000
Repair and Renovation	Hubbard Hall Renovation & Conversion	9 2015	54,000,000
Repair and Renovation	Install and Upgrade Library Fire Sprinkler System	7 2016	2,400,000
Repair and Renovation	Old Main Renovation Phase II	9 2017	19,500,000
Repair and Renovation	Renovate and Re-Purpose GRB	7 2018	1,000,000
Repair and Renovation	Renovate Undergraduate Laboratory Building	8 2016	1,000,000
Texas Woman's University Subtotal			203,853,666
Non-System Institution Subtotal			1,005,684,338

Appendix A – Projects Submitted By Institution and Type

Project Type	Project Name	Estimated Start Date	Total
System: Texas A&M University System			
Institution: Prairie View A&M University			
Addition	Carden Waller Extension	9 2016	1,500,000
Addition	Commuter and Staff Parking Lot Additions	9 2015	2,600,000
Infrastructure	Campus Northwest Loop Extension	9 2018	3,900,000
Infrastructure	Campus Beautification IV	9 2016	3,000,000
Infrastructure	Campus Northeast Road Extension	9 2016	1,600,000
Infrastructure	Campus Southwest Road Extension	9 2015	1,600,000
Land Acquisition	Land Acquisition	9 2015	2,000,000
New Construction	Comprehensive Agricultural Complex	9 2016	10,571,281
New Construction	Early Childhood Learning Academy	9 2015	2,000,000
New Construction	Fab Ctr & Capital Improvements	9 2015	35,790,000
New Construction	Food Service and Laundry Facility	9 2016	8,000,000
New Construction	Football Stadium and Athletic Field House	9 2014	60,000,000
New Construction	Goat Creamery	9 2017	1,500,000
New Construction	Innovation Commercialization Ctr for Entrepreneurs	9 2016	10,000,000
New Construction	Track and Field Facility	9 2015	2,800,000
New Construction	University Police Facility	9 2015	1,600,000
New Construction	Welcome Center	9 2015	2,000,000
Repair and Renovation	Academic Instructional Enhancements	9 2015	1,500,000
Repair and Renovation	Austin Greaux Chancellor Research Initiative	9 2015	4,000,000
Repair and Renovation	Campus Beautification Phase III	9 2015	1,600,000
Repair and Renovation	NCAA Soccer Field	9 2015	2,000,000
Repair and Renovation	Student Life Center	9 2015	1,000,000
Prairie View A&M University Subtotal			160,561,281
Institution: Tarleton State University			
Addition	Memorial Stadium Expansion	9 2015	24,000,000
Infrastructure	Utility & Infrastructure Improvements	9 2015	25,000,000
Land Acquisition	Property 2016	9 2015	1,200,000
Land Acquisition	Property 2017	9 2016	1,200,000
Land Acquisition	Property 2018	9 2017	1,200,000
Land Acquisition	Property 2019	9 2018	1,200,000
New Construction	Applied Sciences Building 1	9 2015	75,000,000
New Construction	Applied Sciences Building 2	9 2019	70,000,000
New Construction	Aquatic Center	9 2016	7,000,000
New Construction	Dining Hall Expansion	9 2017	5,000,000
New Construction	New Physical Plant Building	9 2015	2,000,000
New Construction	Southwest Metroplex Building	9 2015	55,000,000
Repair and Renovation	Fire Station repurpose	9 2015	1,500,000
Repair and Renovation	Rehab Kinesiology Bldg.	9 2018	9,000,000
Tarleton State University Subtotal			278,300,000

Appendix A – Projects Submitted By Institution and Type

Project Type	Project Name	Estimated Start Date	Total
Institution: Texas A&M International University			
Addition	ADDITION TO SCIENCE CENTER	9 2016	11,000,000
Addition	ART STUDIO/ASSEMBLY HALL ADDITION	9 2020	40,000,000
Addition	RECREATION CENTER ADDITION	9 2015	3,998,000
Addition	WESTERN HEMISPHERIC TRADE CENTER ADDITION	9 2017	5,000,000
New Construction	ATHLETICS COMPLEX	9 2015	20,000,000
New Construction	BORDER CENTER FOR HOMELAND SECURITY	9 2020	70,000,000
New Construction	CLASSRM/LAB & SUPPT SVCS BLDG/LIBRARY RENOVATION	9 2016	62,100,000
New Construction	KINESLGY RENOV/COVOCATION & INFRASTRUCTURE ADD.	9 2018	66,000,000
New Construction	TENNIS COURT COMPLEX	9 2016	1,200,000
New Construction	UNIVERSITY POOL	9 2020	2,000,000
Texas A&M International University Subtotal			281,298,000
Institution: Texas A&M University			
New Construction	21st CENTURY CLASSROOM BLDG	9 2016	75,000,000
New Construction	BSL-3 LABORATORY FACILITY	9 2015	95,000,000
New Construction	CONSTRUCT HUMAN CLINICAL FACILITY	9 2015	12,900,000
New Construction	CONSTRUCT JOINT LIBRARY FACILITY MODULE 2	9 2015	5,500,000
New Construction	CONSTRUCT MUSIC FACILITY	9 2016	30,000,000
New Construction	CONSTRUCT NEW AGN NUCLEAR REACTOR BUILDING	9 2017	1,800,000
New Construction	CONSTRUCT NEW AGRICULTURE BUILDING (#5)	9 2017	35,000,000
New Construction	CONSTRUCT NEW CENTER FOR INFRASTRUCTURE RENEWAL	9 2016	100,000,000
New Construction	CONSTRUCT NEW TEES CENTENNIAL RESEARCH BUILDING	9 2016	80,000,000
New Construction	CONSTRUCT PARKING GARAGE #6	9 2015	27,200,000
New Construction	SOFTBALL ATHLETIC FACILITY	9 2015	17,000,000
New Construction	TAR: CONSTRUCT DALLAS RESEARCH CENTER FACILITY	9 2015	34,000,000
New Construction	TAR: CONSTRUCT EXPANSION OF OFFICE OF THE STATE CHEMIST	9 2015	4,500,000
New Construction	TAR: CONSTRUCT NEW AGRICULTURE BUILDING (#4)	9 2015	32,500,000
New Construction	TEES: CONSTRUCT WATER/WASTEWATER TREATMENT SYSTEM	9 2018	8,000,000
Repair and Renovation	ASTON HALL HVAC REPLACEMENT	9 2017	9,546,262
Repair and Renovation	APPELT HALL HVAC REPLACEMENT	9 2017	7,703,631
Repair and Renovation	CLEMENTS HALL HVAC REPLACEMENT	9 2019	6,720,000
Repair and Renovation	DUNN HALL HVAC REPLACEMENT	9 2018	9,816,439
Repair and Renovation	HOBBY HALL HVAC REPLACEMENT	9 2019	6,540,000
Repair and Renovation	KRUEGER HALL HVAC REPLACEMENT	9 2015	9,005,908
Repair and Renovation	LEGETT HALL HVAC REPLACEMENT	9 2015	6,162,799
Repair and Renovation	MOSHER HALL HVAC REPLACEMENT	9 2016	13,400,000
Repair and Renovation	NEELEY HALL HVAC REPLACEMENT	9 2015	6,790,224
Repair and Renovation	RENOVATE CHEMISTRY 1972 WING	9 2015	11,722,305
Repair and Renovation	RENOVATE CHEMISTRY BUILDING 1972 WING	9 2016	8,000,000
Repair and Renovation	RENOVATE HAYNES COASTAL ENGINEERING LAB	9 2015	4,000,000
Repair and Renovation	RENOVATE NAGLE HALL	9 2015	4,000,000

Appendix A – Projects Submitted By Institution and Type

Project Type	Project Name	Estimated Start Date	Total
Repair and Renovation	RUDDER HALL HVAC REPLACEMENT	9 2016	6,180,000
Repair and Renovation	TRACK AND FIELD ATHLETIC FACILITY RENOVATION	9 2015	25,000,000
Repair and Renovation	UNDERWOOD HALL HVAC REPLACEMENT	9 2015	7,267,577
Repair and Renovation	WELLS HALL HVAC REPLACEMENT	9 2018	6,540,000
Texas A&M University Subtotal			706,795,145
Institution: Texas A&M University - Commerce			
Addition	Morris Recreation Center expansion	9 2018	5,000,000
New Construction	Library & Ctr for Educ Innovation & Faculty Devel	9 2018	60,000,000
New Construction	Morris Recreation Center outdoor MAC court	9 2015	2,000,000
New Construction	Multi-Purpose Event Center	9 2020	30,000,000
New Construction	NCAA Tennis courts	9 2015	1,000,000
New Construction	Nursing and Health Sciences Building	9 2015	60,000,000
Repair and Renovation	Gee Library Renovation/Repurpose	9 2020	20,000,000
Texas A&M University - Commerce Subtotal			178,000,000
Institution: Texas A&M University - Corpus Christi			
Addition	Glasscock Addition and Renovation	9 2016	3,500,000
Addition	Learning Resources Center Expansion	9 2017	40,000,000
Infrastructure	Bridge Construction	9 2018	30,000,000
New Construction	Academic Building	9 2018	45,000,000
New Construction	Arts & Media Building	9 2017	65,000,000
New Construction	Convocation Center	9 2017	101,250,000
New Construction	Engineering and Research Building	9 2017	65,000,000
New Construction	Health Center	9 2017	25,500,000
New Construction	Life Science, Engineering, and Research Building	9 2016	60,000,000
New Construction	Momentum Campus Parking Garage #1	9 2017	18,000,000
New Construction	Momentum Campus Parking Garage #2	9 2018	18,000,000
New Construction	Momentum Campus Sports Complex - Phase II	9 2016	24,000,000
New Construction	Parking Garage-PAC	9 2015	39,000,000
New Construction	Science Lab #3	9 2015	2,000,000
Texas A&M University - Corpus Christi Subtotal			536,250,000
Institution: Texas A&M University - Kingsville			
Land Acquisition	PROPERTY ACQUISITIONS	9 2017	2,500,000
New Construction	ATHLETIC CAMPAIGN BUILDING	9 2017	10,000,000
New Construction	CONVOCATION CENTER	9 2020	50,000,000
New Construction	EDUCATIONAL COMPLEX (STEM and MUSIC)	9 2016	93,000,000
New Construction	INTRAMURAL FIELDS & TENNIS COURTS	9 2016	7,000,000
New Construction	KINESTHETIC STUDIES FACILITY	9 2020	15,000,000
New Construction	NATURAL RESOURCE/AGRICULTURE EDUCATION COMPLEX	9 2019	52,000,000
New Construction	NEW CAMPUS HVAC CENTRAL PLANT	9 2018	30,000,000
New Construction	NEW PHYSICAL PLANT BUILDING AND SHOPS	9 2018	6,800,000
New Construction	PARKING GARAGE STRUCTURE	9 2018	13,000,000

Appendix A – Projects Submitted By Institution and Type

Project Type	Project Name	Estimated Start Date	Total
New Construction	SEALE OFFICE BUILDING	9 2015	9,000,000
New Construction	TECHNOLOGY LEARNING CENTER	9 2019	47,000,000
Repair and Renovation	ATHLETIC VENUE IMPROVEMENTS	9 2017	12,000,000
Repair and Renovation	BUSINESS ADMIN BUILDING RENOVATION	9 2018	12,000,000
Repair and Renovation	CAMPUS GROUNDS REDEVELOPMENT	9 2016	1,000,000
Repair and Renovation	CAMPUS PAVEMENT/PARKING	9 2017	2,000,000
Repair and Renovation	COUSINS HALL RENOVATION	9 2020	3,950,000
Repair and Renovation	DRAMA/ART BUILDING	9 2020	3,000,000
Repair and Renovation	ECKHARDT HALL RENOVATION	9 2016	6,000,000
Repair and Renovation	HILL HALL RENOVATION	9 2018	5,000,000
Repair and Renovation	HOWE AG BUILDING RENOVATION	9 2019	4,500,000
Repair and Renovation	HUMAN SCIENCE BUILDING RENOVATION	9 2019	2,000,000
Repair and Renovation	LOFTIN HALL-CONNER MUSEUM REPLACEMENT	9 2020	3,800,000
Texas A&M University - Kingsville Subtotal			390,550,000
Institution:	Texas A&M University - Texarkana		
New Construction	Academic and Student Services Building	9 2016	32,000,000
New Construction	Student Engagement and Recreation Center	9 2017	13,000,000
New Construction	University Housing Phase II	9 2018	24,000,000
Texas A&M University - Texarkana Subtotal			69,000,000
Institution:	Texas A&M University at Galveston		
Addition	PE Facility Expansion & Athletic Fields	9 2017	32,455,000
Land Acquisition	Chouest Warehouse and Dock Purchase	9 2016	5,628,000
New Construction	Events Pavilion	9 2015	5,000,000
New Construction	Expansion of Facilities, Infrastructure, & Plant 1	9 2015	46,600,000
New Construction	Expansion of Facilities, Infrastructure, & Plant 2	9 2015	89,400,000
New Construction	New Library	9 2017	36,000,000
Repair and Renovation	Building Assessment Upgrades	9 2016	36,770,800
Repair and Renovation	New Student Center	9 2017	7,000,000
Texas A&M University at Galveston Subtotal			258,853,800
Institution:	Texas A&M University System		
Information Resources	Human Capital Management Software Purchase	9 2015	53,507,000
Texas A&M University System Subtotal			53,507,000
Institution:	Texas A&M University System Health Science Center		
Land Acquisition	Land Acquisition - Dallas for Clinical Facility	9 2015	2,863,416
New Construction	Alkek Building Infrastructure Upgrades-Houston	9 2020	18,000,000
New Construction	BCD Parking Garage	9 2016	6,000,000
New Construction	Dentistry Clinical Education Facility – Dallas	9 2015	135,600,000
New Construction	Medical Research and Education Building-Houston	9 2018	128,000,000
New Construction	Multidisciplinary Research & Education Facility-Br	9 2015	127,000,000
New Construction	Multi-Institutional Translational Research Campus	9 2018	185,605,560

Appendix A – Projects Submitted By Institution and Type

Project Type	Project Name	Estimated Start Date	Total
Repair and Renovation	Renovation of Reynolds Medical Sciences Building	9 2017	20,000,000
Texas A&M University System Health Science Center Subtotal			623,068,976
Institution:	Texas A&M University - Central Texas		
New Construction	Multi-Purpose Building III	9 2015	40,000,000
Texas A&M University - Central Texas Subtotal			40,000,000
Institution:	Texas A&M University - San Antonio		
New Construction	Academic Building	9 2017	93,600,000
New Construction	Central Plant & Recycled Water Connection	9 2015	16,500,000
New Construction	General Use Building	9 2016	9,600,000
New Construction	Kinesiology/Classroom/Lab Facility	9 2017	49,200,000
New Construction	Library/Information Commons Building	9 2017	48,000,000
New Construction	Physical Plant and Infrastructure	9 2017	24,000,000
New Construction	Science & Technology Building	9 2015	70,000,000
New Construction	Student Success and Innovation Center	9 2016	37,200,000
Texas A&M University - San Antonio Subtotal			348,100,000
Institution:	West Texas A&M University		
Addition	Enterprise Network Administration Building	9 2015	3,000,000
Land Acquisition	Campus Expansion	9 2015	2,000,000
New Construction	Agriculture Science Complex	9 2015	48,160,000
New Construction	Bain Athletic Center Phase II (Field house)	9 2015	3,000,000
New Construction	Enrichment Center	9 2018	25,000,000
New Construction	Football Stadium	9 2019	35,000,000
New Construction	Nursing and Health Building	9 2017	20,000,000
New Construction	Residence Hall Parking Lot	9 2015	3,000,000
New Construction	Underclassmen Residence Hall - Phase IV	9 2018	35,000,000
New Construction	Undergraduate Residence Hall - Phase III	9 2016	25,000,000
Repair and Renovation	26th Street Renovation	9 2015	3,000,000
Repair and Renovation	Activities Center Renovation Phase V	9 2015	3,000,000
Repair and Renovation	Agriculture Science Building Renovation - Phase V	9 2015	3,000,000
Repair and Renovation	Amarillo Center - Phase II	9 2015	7,200,000
Repair and Renovation	Bivins Nursing Learning Center Renovation	9 2017	2,000,000
Repair and Renovation	Education Building Exterior Preservation	9 2015	2,000,000
Repair and Renovation	Engineering Building Renovation - Phase II	9 2015	6,000,000
Repair and Renovation	MMNH Interior Renovations	9 2015	2,000,000
Repair and Renovation	Palo Duro Research Facility Renovation	9 2015	2,000,000
Repair and Renovation	Visitor Center	9 2017	20,000,000
West Texas A&M University Subtotal			249,360,000
Texas A&M University System Subtotal			4,173,644,202

Appendix A – Projects Submitted By Institution and Type

Project Type	Project Name	Estimated Start Date	Total
System: Texas State Technical College System			
Institution: Texas State Technical College - Harlingen			
Information Resources	All Dormitories Repair and Renovation	1 2016	2,000,000
Infrastructure	Construct Chiller Plant Replacement & Upgrade	10 2015	8,000,000
Infrastructure	Purchase Emergency Power Generators and CRAC Units	1 2016	1,100,000
Repair and Renovation	Building J Renovation	1 2018	2,000,000
Repair and Renovation	Construct Engineering Center Phase 2	10 2015	3,750,000
Texas State Technical College - Harlingen Subtotal			16,850,000
Institution: Texas State Technical College - Marshall			
New Construction	Health Technology Building	9 2018	3,500,000
New Construction	Student Center	9 2019	2,500,000
New Construction	Technology Building	9 2019	3,500,000
New Construction	TSTC North Texas Industrial Technology Building	9 2015	11,040,000
New Construction	TSTC North Texas Instructional/Student Services Bu	9 2018	5,000,000
Repair and Renovation	HVAC Replacement and Energy Management	9 2018	1,000,000
Repair and Renovation	Renovation of North Building	9 2018	1,500,000
Texas State Technical College - Marshall Subtotal			28,040,000
Institution: Texas State Technical College - Waco			
Infrastructure	Campus Housing Water System Replacement	1 2017	8,800,000
Infrastructure	Realignment of East and West Campus Entrances	1 2018	2,000,000
Infrastructure	Water Systems (Inflow & Sewage) Replacement	10 2015	8,700,000
New Construction	East Williamson County HEC Building 2	1 2016	6,000,000
New Construction	Fort Bend Campus Building #2	10 2015	14,950,000
Repair and Renovation	Administrative Suites	1 2010	1,200,000
Texas State Technical College - Waco Subtotal			41,650,000
Institution: Texas State Technical College System			
New Construction	Statewide Communication and Information Technology	10 2015	2,000,000
New Construction	TSTC Statewide Signage, Wayfinding and Branding	1 2016	1,000,000
New Construction	Workforce Training Center	1 2016	3,000,000
Texas State Technical College System Subtotal			6,000,000
Institution: Texas State Technical College - West Texas			
New Construction	Abilene Industrial Technology Center	9 2015	18,000,000
Repair and Renovation	Renovate 4AUT for Welding Technology	10 2015	1,715,000
Repair and Renovation	West Texas Wide HVAC Replacement	10 2015	1,182,500
Texas State Technical College - West Texas Subtotal			20,897,500
Texas State Technical College System Subtotal			113,437,500

Appendix A – Projects Submitted By Institution and Type

Project Type	Project Name	Estimated Start Date	Total
System: Texas Tech University System			
Institution: Angelo State University			
New Construction	College of Health and Human Services	9 2016	26,700,000
New Construction	Engineering Laboratories Addition	1 2016	4,000,000
Repair and Renovation	Academic Building Renovation and Addition	1 2018	24,788,000
Angelo State University Subtotal			55,488,000
Institution: Texas Tech University			
Infrastructure	Utility Infrastructure Upgrade Phase III	6 2019	7,000,000
Land Acquisition	Real Property Purchase	8 2016	6,000,000
New Construction	Animal Biosafety Level 3 Facility in Research Park	12 2020	6,500,000
New Construction	New Data Center	1 2019	21,000,000
New Construction	New Music Building	9 2020	101,500,000
New Construction	New Residence Hall	1 2016	30,000,000
New Construction	Research Building (ESB II)	9 2016	97,700,000
New Construction	Research Building II in Research Park	1 2019	30,000,000
New Construction	Research Building III in Research Park	12 2020	30,000,000
New Construction	Sports Performance Complex	1 2016	45,000,000
Repair and Renovation	Agricultural Sciences Renovation	6 2019	10,000,000
Repair and Renovation	College of Engineering Expansion/Reno (Phase II)	9 2018	67,600,000
Repair and Renovation	College of Visual & Performing Arts - Phase II	9 2020	20,500,000
Repair and Renovation	College of Visual & Performing Arts-Phase I	9 2018	24,700,000
Repair and Renovation	Doak Hall Renovation and Life Safety Upgrades	1 2020	19,400,000
Repair and Renovation	Football Training Facility Renovations	1 2020	2,000,000
Repair and Renovation	Jones AT&T Stadium East Side Finish Out	1 2019	20,000,000
Repair and Renovation	Jones AT&T Stadium South End Zone Renovation	1 2016	41,000,000
Repair and Renovation	KTTZ Facility Renovation + Studio Addition	9 2017	6,000,000
Repair and Renovation	Library Life Safety Upgrade	1 2017	6,400,000
Repair and Renovation	Museum Life Safety Upgrade & Air Mngmt Replacement	9 2016	6,000,000
Repair and Renovation	Weeks Hall Abatement and Renovation	9 2019	24,200,000
Texas Tech University Subtotal			622,500,000
Institution: Texas Tech University Health Sciences Center			
Addition	Clinical & Academic Expansion (Cardio Center)	9 2017	23,000,000
Addition	Jenna Welch Expansion	3 2017	4,300,000
Addition	Odessa Clinic Building 3rd Floor Expansion	5 2017	3,500,000
Infrastructure	Lubbock Infrastructure Improvements	9 2015	5,000,000
Land Acquisition	Real Property Purchase - Abilene	9 2015	5,000,000
Land Acquisition	Real Property Purchase - Amarillo	9 2015	3,000,000
Land Acquisition	Real Property Purchase - Dallas	9 2015	8,500,000
Land Acquisition	Real Property Purchase - Lubbock	9 2015	5,000,000
Land Acquisition	Real Property Purchase - Permian Basin	9 2015	3,000,000
New Construction	Abilene Campus Expansion	7 2015	14,250,000

Appendix A – Projects Submitted By Institution and Type

Project Type	Project Name	Estimated Start Date	Total
New Construction	Amarillo Panhandle Clinical Sim Center	9 2016	9,750,000
New Construction	Amarillo Student Synergistic Center	1 2016	6,000,000
New Construction	Dental School Building	9 2018	79,700,000
New Construction	LBK Preston Smith Library Basement Build Out	8 2018	7,000,000
New Construction	Lubbock Childcare Center	5 2016	7,700,000
New Construction	Lubbock Education, Research & Technology Building	9 2016	45,000,000
New Construction	Lubbock Institute on Aging	9 2019	40,250,000
New Construction	Lubbock Thermal Energy Plant & Parking Garage	9 2016	47,000,000
New Construction	Lubbock VA Clinic	9 2017	66,000,000
New Construction	Lubbock West Expansion	9 2016	38,700,000
New Construction	Permian Basin Academic Facility	9 2016	19,800,000
Repair and Renovation	AMA Renovate Women's Health & Research Institute	9 2017	21,400,000
Repair and Renovation	Lubbock LARC Expansion and Upgrades	9 2016	13,500,000
Repair and Renovation	SW SOP Dallas Renovation	3 2017	4,200,000
Repair and Renovation	Various Facility Modernization & Renewal Renovatns	9 2015	5,500,000
Texas Tech University Health Sciences Center Subtotal			486,050,000
Institution:	Texas Tech University Health Sciences Center - El Paso		
Land Acquisition	Real Property Purchase - El Paso	9 2015	5,000,000
Land Acquisition	Real Property Purchase - El Paso	9 2015	10,000,000
New Construction	El Paso Clinical Sciences Building	9 2017	37,000,000
New Construction	El Paso Medical Science Building II	9 2016	94,400,000
New Construction	El Paso Parking Garage #2	9 2019	28,000,000
New Construction	El Paso Thermal Plant and Parking Garage #1	9 2017	66,500,000
Texas Tech University Health Sciences Center - El Paso Subtotal			240,900,000
Texas Tech University System Subtotal			1,404,938,000
System:	The Texas State University System		
Institution:	Lamar Institute of Technology		
New Construction	Student Services Learning Center	11 2017	16,202,972
Repair and Renovation	Technical Arts Buildings Renovation/Replacement	11 2016	16,504,638
Lamar Institute of Technology Subtotal			32,707,610
Institution:	Lamar State College - Orange		
New Construction	Construction of Multi Purpose Educational Building	9 2015	12,500,000
Lamar State College - Orange Subtotal			12,500,000

Appendix A – Projects Submitted By Institution and Type

Project Type	Project Name	Estimated Start Date	Total
Institution: Lamar State College - Port Arthur			
Infrastructure	Campus Central Plant (Phase I)	1 2018	1,545,000
Infrastructure	Campus Central Plant (Phase II)	11 2020	7,426,000
Land Acquisition	Property Acquisitions	9 2015	250,000
New Construction	Allied Health Building Addition	1 2018	9,125,201
New Construction	Process Technology Lab	9 2016	10,100,000
Lamar State College - Port Arthur Subtotal			28,446,201
Institution: Lamar University			
Addition	Cherry Engineering Lab Addition II	9 2017	21,000,000
Infrastructure	Campus Infrastruction Upgrade	12 2016	12,000,000
Land Acquisition	Property Purchases	9 2015	5,600,000
New Construction	Lamar University Science and Technology Building	7 2015	72,000,000
New Construction	LU Regional Commercialization Center	10 2015	12,200,000
New Construction	NEW FACILITIES MANAGEMENT COMPLEX	9 2017	11,760,000
New Construction	Performing Arts Center	9 2018	30,000,000
Repair and Renovation	Annual Student Housing Refurbishment	5 2017	11,000,000
Repair and Renovation	ART BUILDING RENOVATION	9 2017	9,879,102
Repair and Renovation	Classroom, Office and Building Upgrades	1 2017	2,750,000
Repair and Renovation	HEALTH & HUMAN PERFORMANCE COMPLEX	5 2018	13,117,534
Repair and Renovation	Mary & John Gray Library new fire sprinkler system	9 2017	6,000,000
Repair and Renovation	Miscellaneous Energy Conservation Projects	6 2017	3,360,000
Repair and Renovation	Plummer remodel	1 2017	3,500,000
Repair and Renovation	Repurpose Hayes Biology Building	1 2018	7,000,000
Repair and Renovation	Setzer Center Re-purpose	9 2017	22,000,000
Repair and Renovation	SPEECH & HEARING BLDG. Renovation & ADDITION	9 2017	15,000,000
Repair and Renovation	UNIVERSITY THEATRE RENOVATION	9 2017	5,500,000
Repair and Renovation	VINCENT-BECK BASEBALL STADIUM RENOVATION	9 2017	5,600,000
Repair and Renovation	Wimberlely Building Re-purpose	1 2017	2,000,000
Lamar University Subtotal			271,266,636
Institution: Sam Houston State University			
Addition	Lowman Student Center Expansion	3 2018	40,000,000
Addition	Ron Mafrige Field House Expansion	8 2020	13,232,816
Infrastructure	Storm Water Remediation at Rec Sports Fields -TC17	2 2017	1,800,000
Land Acquisition	Land Acquisition	8 2015	5,000,000
New Construction	Allied Health Sciences Building	3 2019	39,071,000
New Construction	Art Complex	10 2017	40,000,000
New Construction	Biology Laboratory Building	8 2016	60,000,000
New Construction	Bowers Stadium West Side Improvements	3 2019	24,885,000
New Construction	Custodial & Grounds Facility	7 2019	4,320,000
New Construction	Data Server Room	5 2017	1,500,000
New Construction	DELTA/ Continuing Education Building	2 2019	18,413,000

Appendix A – Projects Submitted By Institution and Type

Project Type	Project Name	Estimated Start Date	Total
New Construction	Fred Pirkle Engineering Technology Center	6 2015	22,000,000
New Construction	Gibbs Ranch Equine Complex	6 2017	10,000,000
New Construction	Gibbs Ranch Meat Science Lab	6 2017	1,500,000
New Construction	Gibbs Ranch Plant Life Science Field Lab	1 2017	4,216,000
New Construction	I-45 Recreational Sports Complex	11 2018	10,000,000
New Construction	Innovation Plaza CMIT/LEMIT/ Facility & Infra	10 2019	43,750,000
New Construction	Innovation Plaza TDCJ Building	9 2020	27,300,000
New Construction	Innovation Plaza University Hotel/ Conference Ctr	9 2018	59,643,000
New Construction	Medical & Health Sciences Building	3 2018	95,770,000
New Construction	North Residence Hall Phase 2	2 2019	92,080,721
New Construction	Parking Structure at B.K. Marks & Bowers Blvd	10 2019	28,665,000
New Construction	Parking Structure Expansion @ Ave I & 17th	8 2018	10,000,000
New Construction	South Dining	7 2015	15,131,295
New Construction	South District Parking & Infrastructure	10 2014	4,325,000
New Construction	South Residential Complex	7 2015	67,400,000
Repair and Renovation	Academic Building III Renovation	8 2016	1,500,000
Repair and Renovation	Beto CJC & Blackwood LEMIT Repurpose	5 2020	2,600,000
Repair and Renovation	Dan Rather Building Renovation	9 2017	3,500,000
Repair and Renovation	Health & Kinesiology Building Renovation	11 2018	5,411,163
Repair and Renovation	Lee Drain Building Renovation	1 2015	3,500,000
Repair and Renovation	Music Building Renovation	11 2018	1,806,000
Repair and Renovation	Newton Gresham Library Renovation	6 2020	59,302,000
Repair and Renovation	Thomason Building Renovation	2 2017	8,100,000
Repair and Renovation	University Theater Center Renovation	9 2019	1,500,000
Sam Houston State University Subtotal			827,221,995
Institution: Sul Ross State University			
Addition	Turner RAS Facility Expansion	10 2018	5,668,754
New Construction	Borderlands Research Institute	9 2016	13,227,000
New Construction	North Promenade & New Student Housing	8 2020	14,677,760
Repair and Renovation	Briscoe Administration Building Renovation	1 2017	8,452,000
Repair and Renovation	Campus Access - Phase II - Master Plan	9 2015	2,515,151
Repair and Renovation	Campus Access- Phase III - Master Plan	9 2016	3,673,277
Repair and Renovation	Fletcher Hall Addition & Renovation	1 2018	15,349,722
Repair and Renovation	Industrial Technology Building Renovation	1 2018	6,614,000
Repair and Renovation	Jackson Field Renovation	6 2020	3,000,000
Repair and Renovation	Kokernot Field	6 2020	2,000,000
Repair and Renovation	Kokernot Outdoor Theatres Renovation	6 2017	5,000,000
Repair and Renovation	Morelock Academic Building Renovation	1 2017	15,378,958
Sul Ross State University Subtotal			95,556,622

Appendix A – Projects Submitted By Institution and Type

Project Type	Project Name	Estimated Start Date	Total
Institution: Texas State University			
Addition	Bobcat Stadium Expansion: West Side	9 2018	5,061,420
Addition	Cogeneration Plant Addition	9 2017	4,386,000
Addition	LBJ Student Center Expansion	9 2015	41,425,366
Addition	Performing Arts Center-Performance Hall & Dance	9 2018	38,400,000
Addition	Strahan Coliseum Expansion and Renovation	9 2016	35,290,000
Infrastructure	Cogeneration Plant Gas Turbines	9 2015	45,000,000
Land Acquisition	Land Acquisitions	9 2015	14,000,000
New Construction	Alumni Visitors Center	9 2016	6,907,205
New Construction	Baseball/Softball Team Building	9 2015	10,280,413
New Construction	Bobcat Stadium Expansion: South End Zone	9 2019	25,404,459
New Construction	DHRL: Hilltop Complex	9 2016	132,252,870
New Construction	East West Mall Connection	9 2018	1,212,700
New Construction	Education Research & Visitor Center	9 2017	7,000,000
New Construction	Engineering & Science Building	9 2015	92,800,000
New Construction	Library Repository	9 2015	14,749,855
New Construction	Music Building	9 2017	61,365,000
New Construction	Round Rock Health Professions - 1	9 2015	67,000,000
New Construction	Round Rock Health Professions - 2	9 2017	45,000,000
New Construction	RR Parking Garage	9 2019	37,000,000
New Construction	Student Recreation Sports Fields	9 2016	3,000,000
New Construction	Vivarium	9 2017	4,000,000
Repair and Renovation	Albert B. Alkek Library Learning Commons	1 2016	10,862,895
Repair and Renovation	Albert B. Alkek Library Renovations	5 2015	14,024,925
Repair and Renovation	DHRL: Retama Residence Hall Renovations	9 2015	9,026,199
Repair and Renovation	DHRL: Blanco Residence Hall Renovations	9 2015	28,000,000
Repair and Renovation	Health Professions Space Reconfiguration	9 2018	5,400,000
Repair and Renovation	Joann Cole Mitte and Sabinal Renovation	5 2015	9,455,743
Repair and Renovation	Lampasas Renovation (4th and 5th Floor)	9 2016	2,426,000
Repair and Renovation	LBJ Student Center Renovation	9 2015	20,113,150
Repair and Renovation	Nueces Building Renovation	9 2016	2,750,000
Repair and Renovation	Old Main Exterior Repairs	9 2016	7,000,000
Repair and Renovation	RF Mitte Space Reconfigurations	9 2018	5,400,000
Repair and Renovation	Theatre Center Renovation	9 2020	5,000,000
Texas State University Subtotal			810,994,200
The Texas State University System Subtotal			2,078,693,264
System: The University of Houston System			
Institution: University of Houston			
Addition	New Law Center Building & Complex Renovation	1 2016	76,078,336
Infrastructure	Cougar Substation & Related Infrastructure	1 2015	24,000,000
New Construction	New Children's Learning Facility	6 2016	12,000,000

Appendix A – Projects Submitted By Institution and Type

Project Type	Project Name	Estimated Start Date	Total
New Construction	New College of Arts (Performing & Visual) Building	1 2016	57,835,159
New Construction	New Garage Arts/Law	1 2017	31,323,564
New Construction	New Health & Biomedical Sciences 2 Building	7 2015	145,800,000
New Construction	New Health and Biomedical Sciences Building 3	1 2017	113,604,777
New Construction	New Moody Towers Residence Hall Replacement	1 2020	85,000,000
New Construction	New Quad Housing Replacement	8 2016	90,000,000
New Construction	New Research Building at Energy Research Park	1 2016	66,000,000
New Construction	New Student Health, Counseling and Career Center	1 2016	21,316,000
Repair and Renovation	Renovate AD Bruce Religion Center	1 2015	8,758,000
Repair and Renovation	Renovate Charles F. McElhinney Hall	9 2020	23,521,511
Repair and Renovation	Renovate Energy Research Park - Bldg 3	3 2015	14,300,000
Repair and Renovation	Renovate Energy Research Park- Bldg 2	3 2015	6,000,000
Repair and Renovation	Renovate Fred J. Heyne Building	9 2020	3,050,748
Repair and Renovation	Renovate Graduate College of Social Work	1 2018	11,163,000
Repair and Renovation	Renovate Hofheinz Pavillion	5 2016	78,000,000
Repair and Renovation	Renovate Lamar Fleming, Jr.	9 2018	82,204,237
Repair and Renovation	Renovate Roy G. Cullen Building	9 2020	22,819,556
Repair and Renovation	Renovate Science and Research 2 Building	9 2018	6,734,512
Repair and Renovation	Renovate Science and Research I Building	9 2020	145,691,956
Repair and Renovation	Renovate Science Building	9 2015	58,377,988
Repair and Renovation	Renovate Stephen Power Farish Hall	9 2020	38,836,713
Repair and Renovation	Renovate UC Satellite	1 2016	6,000,000
University of Houston Subtotal			1,228,416,057
Institution:	University of Houston - Clear Lake		
Infrastructure	Bayou Loop Road	9 2015	1,700,000
New Construction	Freshmen Housing	1 2016	22,225,000
New Construction	Health Sciences and Classroom Building	9 2015	24,624,000
New Construction	North Office Annex III	9 2016	1,500,000
New Construction	Recreation and Wellness Center	9 2015	40,000,000
New Construction	Research Park Phase I	1 2016	17,000,000
New Construction	STEM and Classroom Building	1 2016	64,000,000
New Construction	Welcome Center and Office Building	8 2020	29,000,000
Repair and Renovation	Dining Facilities Upgrade & Addition	1 2016	3,570,000
Repair and Renovation	Renovate Bayou Teaching & Research Science Labs	5 2019	6,600,000
University of Houston - Clear Lake Subtotal			210,219,000

Appendix A – Projects Submitted By Institution and Type

Project Type	Project Name	Estimated Start Date	Total
Institution: University of Houston - Downtown			
Infrastructure	NORTHSIDE UTILITY PLANT	1 2016	1,000,000
Land Acquisition	PROPERTY ACQUISITION - NORTH OF IH10	9 2015	21,780,000
New Construction	SCIENCE AND TECHNOLOGY BLDG	9 2016	67,000,000
New Construction	STUDENT PARKING GARAGE	9 2016	13,000,000
New Construction	STUDENT UNION BUILDING	6 2018	45,000,000
New Construction	WELLNESS CENTER	9 2016	41,250,000
University of Houston - Downtown Subtotal			189,030,000
Institution: University of Houston - Victoria			
Land Acquisition	Land Acquisition - Academic Expansion	9 2015	7,000,000
Land Acquisition	Land Acquisition for Athletic Facilities/Events	9 2016	2,564,500
New Construction	Athletic Facilities	11 2017	11,000,000
New Construction	Classroom/Labs/Office building (STEM)	9 2015	30,000,000
New Construction	Learning Commons (Library)	9 2015	16,000,000
New Construction	Regional Economic Dev Bldg-Completion	9 2015	4,000,000
New Construction	Student Center	2 2016	15,560,000
New Construction	Student Housing Facility #4	1 2016	27,531,000
New Construction	Student Housing Facility #5	1 2019	30,000,000
New Construction	UHV Athletic Building	12 2017	15,000,000
Repair and Renovation	University Center Renovation	12 2018	2,000,000
University of Houston - Victoria Subtotal			160,655,500
The University of Houston System Subtotal			1,788,320,557
System: The University of North Texas System			
Institution: University of North Texas			
Addition	Willis Library Renovation & Expansion	1 2020	142,000,000
Infrastructure	Construct Central Path to Clark Park	9 2016	1,500,000
Infrastructure	Discovery Park Infrastructure Development	1 2020	15,000,000
Infrastructure	Electrical Substation Expansion	1 2017	2,500,000
Infrastructure	Fraternity Row site development	12 2015	5,500,000
Infrastructure	Maple Hall AHU Replacement	9 2018	1,000,000
Infrastructure	Renovate Curry Hall MEP	8 2016	5,500,000
Infrastructure	Renovate General Academic Building MEP	10 2015	7,500,000
Infrastructure	Renovate Terrill Hall MEP	9 2017	5,500,000
Infrastructure	Renovate Willis Library MEP	9 2015	8,950,000
Infrastructure	Renovate Wooten Hall MEP	3 2015	4,450,000
Land Acquisition	Land Acquisitions Expansion Central Campus	9 2016	2,000,000
New Construction	Construct Academic Building	6 2020	78,400,000
New Construction	Construct Applied Physics	9 2016	12,800,000
New Construction	Construct Baseball Stadium	1 2020	10,000,000
New Construction	Construct Discovery Park Academic Building	9 2020	78,000,000
New Construction	Construct Fouts Parking Garage	9 2020	25,000,000

Appendix A – Projects Submitted By Institution and Type

Project Type	Project Name	Estimated Start Date	Total
New Construction	Construct IT Data Center Facility	1 2020	14,000,000
New Construction	Construct Music Practice Building	1 2020	85,000,000
New Construction	Construct new Coliseum	1 2019	55,200,000
New Construction	Construct New CVAD Building	6 2016	70,000,000
New Construction	Construct Residence Hall	9 2019	34,000,000
New Construction	Construct Science & Tech Research Building	6 2020	98,000,000
New Construction	Construct Sorority Housing	1 2017	1,300,000
New Construction	Construct Startup Facility at Discovery Park	7 2015	25,000,000
New Construction	Construct Track Field Stadium & Sports Fields	9 2015	5,600,000
New Construction	Demo and construct new Bus Services Warehouse	1 2018	1,000,000
New Construction	Discovery Park Greenhouse Addition	12 2020	6,500,000
New Construction	Pedestrian bridge plaza & amphitheater	12 2020	2,000,000
New Construction	Renovate for Visitor's Center	12 2017	1,300,000
New Construction	UNT Hotel	1 2020	14,500,000
Repair and Renovation	Ave C landscape & hardscape improvements	9 2018	2,000,000
Repair and Renovation	Chestnut St. Mall	1 2020	1,000,000
Repair and Renovation	Construct Child Development Lab	9 2015	1,500,000
Repair and Renovation	Construct Gateway Park	9 2017	1,000,000
Repair and Renovation	Discovery Park College of Engineering remodel	1 2020	19,380,000
Repair and Renovation	Discovery Park Computer Sci Engineering	7 2015	1,000,000
Repair and Renovation	Discovery Park MEP	9 2015	10,600,000
Repair and Renovation	ESSC renovation	9 2016	2,800,000
Repair and Renovation	Fouts Field demolition & site development	9 2015	5,000,000
Repair and Renovation	Highland St hardscape & landscape	1 2017	2,000,000
Repair and Renovation	Hurley Administration Building MEP	9 2014	4,220,000
Repair and Renovation	Kerr Hall - Air Handler Replacement	9 2017	2,600,000
Repair and Renovation	Kerr Hall Kitchen renovation	5 2015	8,240,000
Repair and Renovation	Library Mall expansion	5 2019	1,500,000
Repair and Renovation	Life Science A & B Lab Exhaust System	9 2015	3,200,000
Repair and Renovation	Maple Hall Sprinkler	9 2016	1,000,000
Repair and Renovation	PAC foundation repairs	9 2016	2,000,000
Repair and Renovation	Renovate 1500 I-35E Building	9 2016	7,000,000
Repair and Renovation	Renovate Art Building	5 2020	13,600,000
Repair and Renovation	Renovate Clark Hall common areas	10 2015	1,650,000
Repair and Renovation	Renovate Coliseum	1 2016	8,500,000
Repair and Renovation	Renovate Crumley Hall common areas	12 2015	1,650,000
Repair and Renovation	Renovate Hickory Hall MEP & interior remodel	1 2014	3,000,000
Repair and Renovation	Renovate Maple Hall common areas	12 2016	1,870,000
Repair and Renovation	Renovate Matthews Hall MEP	9 2014	4,200,000
Repair and Renovation	Renovate McConnell Hall common areas	4 2016	1,650,000
Repair and Renovation	Renovate Science Research Building	6 2015	15,500,000
Repair and Renovation	Renovate Sycamore Hall 2nd floor	9 2015	3,300,000

Appendix A – Projects Submitted By Institution and Type

Project Type	Project Name	Estimated Start Date	Total
Repair and Renovation	Renovate Woodhill 2 + 3	5 2018	5,000,000
Repair and Renovation	RTFP Building MEP	9 2017	5,500,000
Repair and Renovation	Sycamore St Mall	9 2018	1,000,000
Repair and Renovation	USB Building MEP	9 2016	3,300,000
Repair and Renovation	Wooten Hall Code Upgrades	1 2016	2,030,000
University of North Texas Subtotal			966,790,000
Institution: University of North Texas at Dallas			
Infrastructure	Campus Utility and Pedestrian Connections	6 2015	1,650,517
Infrastructure	Parking Lots	9 2017	5,000,000
Infrastructure	Road/Promenade Construction	1 2018	14,000,000
Infrastructure	Satellite Utility Plants	1 2019	10,000,000
Land Acquisition	Acquisition of Land	9 2018	10,000,000
New Construction	Parking Garage	1 2019	15,000,000
New Construction	School of Pharmacy and Health Professions	9 2018	55,000,000
New Construction	Student Learning and Success Center	9 2015	63,000,000
New Construction	UNT Dallas Residence Hall	9 2015	8,100,000
New Construction	UNT Dallas Training & Conference Center	12 2019	25,000,000
University of North Texas at Dallas Subtotal			206,750,517
Institution: University of North Texas Health Science Center at Fort Worth			
Land Acquisition	Property Acquisition	8 2015	6,500,000
New Construction	Interdisciplinary Research Building	9 2015	121,000,000
Repair and Renovation	Renovation RES 4th Floor	1 2016	5,000,000
Repair and Renovation	Renovation of Everett 2nd floor	9 2016	5,000,000
Repair and Renovation	Renovation of Patient Care Center 6th Floor	6 2016	2,500,000
Repair and Renovation	Renovation Patient Care Center Floor 5	12 2017	2,500,000
Repair and Renovation	Renovation Patient Care Center Floors 1 and 2	12 2020	5,000,000
Repair and Renovation	Renovation Patient Care Center Floors 3 and 4	6 2019	5,000,000
University of North Texas Health Science Center at Fort Worth Subtotal			152,500,000
Institution: University of North Texas System			
Repair and Renovation	1901 Main Reno Classrm & Admin Space (8th Flr)	9 2016	7,100,000
Repair and Renovation	Renovate Dallas Municipal Bldg & Assoc Law Bldgs	8 2015	101,000,000
Repair and Renovation	Renovation of 1900 Elm Street	1 2016	6,300,000
University of North Texas System Subtotal			114,400,000
The University of North Texas System Subtotal			1,440,440,517
System: The University of Texas System			
Institution: The University of Texas - Pan American			
Addition	Business Administration Addition & Renovation	9 2018	70,000,000
Infrastructure	Chiller Plant Optimization	9 2018	2,100,000
Infrastructure	Cooling Plant Expansion	9 2017	6,600,000
Infrastructure	Railroad Parking Lot Addition	9 2016	1,000,000

Appendix A – Projects Submitted By Institution and Type

Project Type	Project Name	Estimated Start Date	Total
Infrastructure	Track and Soccer Complex (Phase II)	1 2017	3,000,000
New Construction	Academic Building	8 2014	54,000,000
New Construction	Coastal Studies Research	9 2016	45,000,000
New Construction	Fine Arts and Classroom Building	9 2020	50,400,000
New Construction	Fine Arts Recital Hall	9 2016	4,200,000
New Construction	Interdisciplinary Engineering & Academic Studies	10 2016	37,600,000
New Construction	Library Addition	8 2019	35,000,000
New Construction	Multipurpose Academic Center	6 2016	36,432,000
New Construction	New Dining Hall	9 2018	8,650,000
New Construction	New Medical Building	9 2018	18,168,000
New Construction	New Residence Hall	9 2017	35,000,000
New Construction	Science and Research Complex	8 2016	57,250,698
New Construction	Science Building II	10 2014	70,000,000
New Construction	Service Department Building	8 2017	6,799,829
New Construction	Student Success and Administrative building	9 2019	54,700,000
New Construction	Thermal Energy Plant	8 2017	17,100,000
Repair and Renovation	Business Administration HVAC Replacement	11 2018	1,800,000
Repair and Renovation	Education Complex (Old Facility) Brick Replacement	9 2017	1,968,000
Repair and Renovation	Health & PE II HVAC Replacement	11 2015	1,370,000
Repair and Renovation	Health & Physical Ed Complex I Brick Replacement	9 2016	2,917,520
Repair and Renovation	HSHW Brick Replacement	10 2015	2,979,720
Repair and Renovation	Library Brick Replacement (old section)	10 2016	3,403,080
Repair and Renovation	Library HVAC Replacement	11 2018	3,500,000
Repair and Renovation	Science Building Retro Commissioning	7 2014	1,503,312
Repair and Renovation	Wayfinding -Campus Signage Project	9 2015	1,575,000
The University of Texas - Pan American Subtotal			634,017,159

Appendix A – Projects Submitted By Institution and Type

Project Type	Project Name	Estimated Start Date	Total
Institution: The University of Texas at Arlington			
Land Acquisition	Property Acquisition	9 2015	2,500,000
New Construction	Career Services Building	5 2017	20,000,000
New Construction	Classroom Building - Phase I	1 2019	60,000,000
New Construction	College of Nursing & Health Innovation	6 2018	110,000,000
New Construction	Dining West Campus	4 2016	10,000,000
New Construction	Health Services Building	9 2017	30,000,000
New Construction	Police Services Building	10 2016	15,000,000
New Construction	Residence Hall West - Phase I	9 2015	30,000,000
New Construction	Residence Hall West - Phase II	11 2019	33,000,000
New Construction	Science & Engineering Innovation Research Building	7 2015	125,000,000
New Construction	University Center Parking Garage-MP-PK01	7 2016	30,000,000
Repair and Renovation	Fire & Life Safety	9 2015	6,400,000
Repair and Renovation	TCC FW	1 2016	5,000,000
Repair and Renovation	Texas Hall Renovation for Performing Arts	5 2019	50,000,000
The University of Texas at Arlington Subtotal			526,900,000
Institution: The University of Texas at Austin			
Addition	Battle Hall Complex-West Mall Office Building Reno	8 2017	75,000,000
Addition	DKR - Texas Memorial Stadium - South End Zone Expa	2 2016	170,000,000
Addition	Nursing Building Renovation	7 2018	40,729,000
Infrastructure	Emergency Communication System Upgrades	1 2016	1,000,000
Infrastructure	McDonald Observatory FLS and Infrastructure Upgrad	1 2010	8,510,000
Infrastructure	PRC Utilities	1 2017	4,000,000
Land Acquisition	Land Purchases	1 2016	25,000,000
New Construction	Austin by Ellsworth Kelly	6 2015	14,750,000
New Construction	Child Care Center Expansion	1 2016	5,000,000
New Construction	East Campus Parking Garage	11 2015	62,400,000
New Construction	Elementary Charter School Permanent Facility	7 2011	6,600,000
New Construction	Energy Engineering Building	2 2017	160,000,000
New Construction	Graduate Student Housing Complex	2 2017	89,000,000
New Construction	High-Density Storage Addition	9 2016	8,000,000
New Construction	McDonald Observatory Center for Astronomy Educatio	2 2015	5,000,000
New Construction	New BFL Visitor Center & Site Improvements	7 2019	2,000,000
New Construction	New BLF Teaching & Collections Building	7 2019	8,000,000
New Construction	New Parking Garage	8 2017	62,400,000
New Construction	Tennis Center Replacement Facility	7 2015	15,000,000
New Construction	Texas Center for Science Discovery	12 2019	29,400,000
New Construction	Woolrich Labs Replacement	12 2019	100,000,000
Repair and Renovation	ECJ Renovation	1 2016	25,000,000
Repair and Renovation	Waggener Hall Renovation	7 2019	15,000,000
Repair and Renovation	A11 Applied Research Laboratory Renovation	1 2015	1,800,000

Appendix A – Projects Submitted By Institution and Type

Project Type	Project Name	Estimated Start Date	Total
Repair and Renovation	ADA Upgrades	1 2016	4,000,000
Repair and Renovation	Animal Research Center Renovation	7 2016	22,000,000
Repair and Renovation	Anna Hiss Gym Renovation	2 2017	80,000,000
Repair and Renovation	Arno Nowotny Building (ANB) Renovation	10 2017	1,100,000
Repair and Renovation	Art Building Renovation	10 2016	20,000,000
Repair and Renovation	Art Building Roof Replacement	10 2016	2,500,000
Repair and Renovation	BE1 Building Renovation and Addition	1 2016	7,500,000
Repair and Renovation	Beauford H. Jester Center (JES) HVAC	2 2015	3,400,000
Repair and Renovation	Belo Center for New Media - New Bridge	1 2016	11,750,000
Repair and Renovation	BIO Electrical Service Entrance	3 2015	1,040,000
Repair and Renovation	Brackenridge Apartments HVAC & Building Renovation	9 2013	8,500,000
Repair and Renovation	Bureau of Economic Geology Building Laboratory R&R	9 2015	7,500,000
Repair and Renovation	Calhoun Hall Renovation	9 2017	12,000,000
Repair and Renovation	CEM Mezzanine Renovation	1 2016	3,500,000
Repair and Renovation	CPE Building Infrastructure Study & Repairs	1 2016	2,000,000
Repair and Renovation	Dolph Briscoe Center for American History Reno	1 2016	4,500,000
Repair and Renovation	E.P. Schoch Building Renovation	1 2017	10,000,000
Repair and Renovation	Fire and Life Safety Upgrades	1 2016	5,000,000
Repair and Renovation	General Purpose Classroom Renovation	1 2016	14,000,000
Repair and Renovation	Jackson School of Geosciences Re-Roof Building	1 2016	7,000,000
Repair and Renovation	Jamail Texas Swim Center Renovation	1 2020	15,000,000
Repair and Renovation	Jester Dormitory Replace AHU's 5 & 8	4 2017	3,000,000
Repair and Renovation	Jester Dormitory Replace AHU's 6 & 7	4 2016	3,000,000
Repair and Renovation	Jester Warfiled Center Art Gallery Renovation	6 2015	1,670,000
Repair and Renovation	LAC UT Press Renovation & Relocation	8 2015	2,500,000
Repair and Renovation	Littlefield Home and Carriage House Renovations	10 2015	15,000,000
Repair and Renovation	Main Bldg.Tower Exterior Renovation	1 2017	20,000,000
Repair and Renovation	Main Building Renovation	9 2019	75,000,000
Repair and Renovation	McCombs School of Business Renovation	3 2018	170,000,000
Repair and Renovation	Montopolis Research Center Office Building Renova	7 2015	11,000,000
Repair and Renovation	MSI Boat Basin Repairs	1 2016	3,000,000
Repair and Renovation	P45 Renovate for UT Press Warehouse	8 2015	1,500,000
Repair and Renovation	Parlin Hall Renovation	1 2016	12,000,000
Repair and Renovation	Pharmacy Building North Wing HVAC Renovation	4 2016	1,500,000
Repair and Renovation	Pharmacy Building Renovations	12 2019	57,300,000
Repair and Renovation	Pharmacy Building South Wing HVAC Renovation	4 2017	1,500,000
Repair and Renovation	PPB Demolish Printing and Press Building	1 2016	2,000,000
Repair and Renovation	Rainey Hall Renovation	1 2019	21,000,000
Repair and Renovation	Rapoport Building Renovation	1 2019	30,000,000
Repair and Renovation	Renovate Moore-Hill Dormitory	5 2014	14,800,000
Repair and Renovation	Robert Lee Moore Hall (RLM) Renovation	1 2017	45,000,000
Repair and Renovation	Social Work Building Renovation & Addition	1 2017	15,000,000

Appendix A – Projects Submitted By Institution and Type

Project Type	Project Name	Estimated Start Date	Total
Repair and Renovation	Speedway Mall and East Mall	6 2015	75,000,000
Repair and Renovation	Townes Hall HVAC Renovation	3 2014	10,000,000
Repair and Renovation	University Health Services Renovation, SSB 2nd Flr	1 2016	2,000,000
Repair and Renovation	UTC Renovation	9 2016	8,750,000
Repair and Renovation	Welch Hall Renovation	4 2017	125,000,000
Repair and Renovation	Welch Hall Renovation Phase 2	6 2015	25,000,000
Repair and Renovation	Whitaker Fields + Tennis Complex Renovation	11 2015	23,000,000
Repair and Renovation	Winship Hall HVAC & ADA Renovations	4 2016	6,000,000
The University of Texas at Austin Subtotal			1,956,399,000
Institution: The University of Texas at Dallas			
New Construction	Academic Building	1 2020	60,000,000
New Construction	Alumni Center	1 2015	15,000,000
New Construction	Art Laboratory and Exposition Building	1 2016	25,000,000
New Construction	Brain Performance Institute	7 2014	31,000,000
New Construction	Business Services Building	1 2016	50,000,000
New Construction	Climate Control Book and Manuscript Storage	1 2010	6,000,000
New Construction	Creative Arts Building	12 2020	10,000,000
New Construction	Engineer Building II	1 2019	115,000,000
New Construction	Engineering Building	9 2015	110,000,000
New Construction	Event Center	1 2018	100,000,000
New Construction	Modular Office Building	9 2015	1,100,000
New Construction	Musical Rehearsal Hall	4 2018	5,000,000
New Construction	Natural Science Research/ Lab/ Office Bldg III	1 2019	140,000,000
New Construction	Natural Sciences Research/Lab/Office Bldg II	9 2016	130,000,000
New Construction	Parking Structure IV	5 2015	25,500,000
New Construction	Parking Structure V	7 2018	26,000,000
New Construction	Planetarium/Immersive Research Instruction Spaces	1 2017	30,500,000
New Construction	Replacement of Hoblitzelle Hall	7 2020	40,000,000
New Construction	Replacement of WSTC	12 2020	40,000,000
New Construction	School of Behavioral and Brain Science	6 2018	45,000,000
New Construction	Science Building	7 2016	95,000,000
New Construction	Student Housing Graduate / Upperclass	7 2016	40,000,000
New Construction	Student Housing Living Learning Center VII	3 2019	40,000,000
New Construction	Student Housing Phase VI	7 2015	46,000,000
New Construction	Student Union Expansion	1 2016	12,000,000
New Construction	Visual Arts Building Replacement	9 2015	12,000,000
Repair and Renovation	Callier Center South Renewal	3 2018	40,000,000
Repair and Renovation	Campus Infrastructure Repairs and Improvements	1 2015	10,500,000
Repair and Renovation	Expansion of Clean Room in NSERL	1 2016	5,000,000
Repair and Renovation	Infrastructural Renewal	6 2017	10,000,000
Repair and Renovation	McDermott Library Renovation-3rd Flr & Basement	12 2015	10,000,000
Repair and Renovation	Renovation of Berkner Hall	1 2018	20,000,000

Appendix A – Projects Submitted By Institution and Type

Project Type	Project Name	Estimated Start Date	Total
Repair and Renovation	Renovation of Clark Center	7 2019	7,000,000
Repair and Renovation	Renovation of Green Hall	5 2016	18,000,000
Repair and Renovation	Renovation of Jonsson Hall	1 2017	16,000,000
Repair and Renovation	Wind Tunnel Installation	3 2015	4,500,000
The University of Texas at Dallas Subtotal			1,391,100,000
Institution: The University of Texas at El Paso			
Infrastructure	Campus Loop Road, Glory Road Segment	10 2016	6,500,000
Land Acquisition	Property Acquisition	8 2015	20,000,000
New Construction	Addition to Engineering and Science Complex	1 2018	39,000,000
New Construction	Alumni Building	9 2019	14,280,000
New Construction	Behavioral Sciences Building	11 2019	120,750,000
New Construction	College of Business Administration Complex	11 2017	105,000,000
New Construction	Executive Education and Conference Center	3 2018	48,000,000
New Construction	Honors and Student Leadership Institute	11 2019	78,750,000
New Construction	Information Technology Building	1 2018	16,800,000
New Construction	Interdisciplinary Research Building	1 2016	100,000,000
New Construction	Student Housing IV	7 2016	49,700,000
New Construction	Tennis Center	1 2020	4,725,000
New Construction	University East Gateway Parking Facility	10 2017	16,300,000
Repair and Renovation	Performance Arts Center Upgrade and Renovations	9 2019	36,000,000
Repair and Renovation	Recapitalization and Deferred Maintenance	1 2016	12,000,000
Repair and Renovation	Renovation of Geological Sciences Building	11 2019	25,000,000
Repair and Renovation	Sun Bowl Stadium Improvements	12 2017	36,750,000
Repair and Renovation	The Union Renovations and Additions	11 2019	42,000,000
The University of Texas at El Paso Subtotal			771,555,000
Institution: The University of Texas at San Antonio			
Infrastructure	North Thermal Energy Plant -Boiler Replacement	11 2016	4,500,000
Infrastructure	North ThermalEnergy Plant (NTEP) Motor Control Ce	6 2016	1,000,000
Land Acquisition	Downtown Campus Land Acquisition	4 2019	2,500,000
New Construction	Arena-Convocation Center	11 2020	90,000,000
New Construction	Athletics Complex Phase II	11 2016	8,000,000
New Construction	Athletics Complex Phase III	11 2020	30,000,000
New Construction	Athletics Complex Phase IV	11 2020	60,000,000
New Construction	Band Hall Annex & Practice Field Project	11 2018	26,000,000
New Construction	Bio-Safety Level III Laboratory	11 2019	50,000,000
New Construction	Black Box Theater	11 2019	30,000,000
New Construction	Business Building II	11 2019	50,000,000
New Construction	Design, Construction & Urban Planning Building	11 2017	65,000,000
New Construction	Dietetics Teaching Lab, Classroom & Kinesiology	4 2016	1,200,000
New Construction	Engineering Design & Innovation Center	11 2015	6,500,000
New Construction	Faculty and Staff Office Building	11 2019	25,000,000

Appendix A – Projects Submitted By Institution and Type

Project Type	Project Name	Estimated Start Date	Total
New Construction	Garage #4	7 2018	43,200,000
New Construction	Graduate Student Housing Facility	11 2018	43,000,000
New Construction	New Warehouse & Offices for Purchasing & Distrib.	11 2017	3,900,000
New Construction	Science and Engineering Building	11 2016	115,000,000
New Construction	Student Success Center	11 2019	72,000,000
New Construction	UTSA Amphitheater	4 2020	2,000,000
Repair and Renovation	Arts Building Infill	11 2017	2,000,000
Repair and Renovation	Arts Building Renovation	8 2018	30,000,000
Repair and Renovation	Arts Building-HVAC Systems Upgrade	4 2020	2,000,000
Repair and Renovation	Campus Lecture Hall Rehabilitation and Modernizati	4 2019	1,350,000
Repair and Renovation	Chaparral Village I-Fire Alarm System Upgrade	1 2016	1,200,000
Repair and Renovation	Classroom Technology Refresh (Year 2 of 2), and Te	6 2016	1,000,000
Repair and Renovation	Convocation Cent. Elect. Branch Panel/Trans/light	4 2019	2,000,000
Repair and Renovation	John Peace Library -HVAC System Upgrade	4 2019	2,000,000
Repair and Renovation	McKinney Humanities Capital Renewal	8 2017	32,000,000
Repair and Renovation	Multidisciplinary Studies Bldg-HVAC Upgrade PH II	4 2020	2,000,000
Repair and Renovation	Multidisciplinary Studies Building-HVAC System Upg	4 2019	5,000,000
Repair and Renovation	Peter T. Flawn Bldg Renovations and Adaptive Reuse	8 2019	42,500,000
Repair and Renovation	Renovation at various buildings: MH, FLN, MS, BSB,	4 2019	2,035,000
Repair and Renovation	The Robert A. Welch Endowed Chair Renovation Initi	4 2016	1,200,000
Repair and Renovation	Upgrade Teaching Space Access Infrastructure	4 2019	1,260,000
The University of Texas at San Antonio Subtotal			856,345,000
Institution:	The University of Texas at Tyler		
Infrastructure	Campus Safety & Pedestrian Access Implementation	9 2019	8,000,000
Infrastructure	New Entrance and City Roundabout	1 2017	2,000,000
Infrastructure	UT Tyler Lakes and Pedestrian Access	1 2018	2,000,000
Land Acquisition	Land Acquisition	4 2016	6,000,000
New Construction	Alumni and Faculty Center for Excellence	1 2015	3,700,000
New Construction	Final Transformation from 2 to 4 year Package	1 2020	13,700,000
New Construction	Indoor Tennis Center	1 2018	8,000,000
New Construction	Innovation Academy High School	1 2018	9,000,000
New Construction	Innovation Academy Middle School	1 2017	9,000,000
New Construction	Intramural Fields and Field House	1 2017	10,600,000
New Construction	outdoor amphitheatre	1 2016	1,000,000
New Construction	Outdoor Running Track and Field House	1 2019	2,000,000
New Construction	STEM and Business Complex	5 2016	76,000,000
New Construction	U T Tyler Memorial Hall	1 2018	5,000,000
The University of Texas at Tyler Subtotal			156,000,000

Appendix A – Projects Submitted By Institution and Type

Project Type	Project Name	Estimated Start Date	Total
Institution: The University of Texas Health Center at Tyler			
Repair and Renovation	Facility Renovation for Physician Residents Traini	1 2016	18,300,000
Repair and Renovation	Research Lab Renovation	10 2014	1,900,000
Repair and Renovation	Strategic Space Allocation Plan: Staff Organizatio	9 2013	2,600,000
The University of Texas Health Center at Tyler Subtotal			22,800,000
Institution: The University of Texas Health Science Center at Houston			
New Construction	Academic and Research Building	9 2018	130,000,000
Repair and Renovation	Academic Extension Building	7 2016	23,000,000
Repair and Renovation	Renovation of Educational & Research Facilities	1 2016	114,000,000
The University of Texas Health Science Center at Houston Subtotal			267,000,000
Institution: The University of Texas Health Science Center at San Antonio			
Information Resources	Replace Core Computing Components	12 2015	3,750,000
Information Resources	Upgrade Desktop Computing	12 2015	3,000,000
Infrastructure	CEP 4160 Emergency Generator	9 2016	1,500,000
Infrastructure	Fuel Containment, Phase I	9 2015	1,500,000
Infrastructure	FY2016 Fire & Life Safety Initiative	11 2015	9,400,000
Infrastructure	FY2016 Recapitalization and DM Initiative	1 2016	44,150,000
Infrastructure	Replace CEP Chiller	9 2017	2,000,000
Land Acquisition	Purchase Med Centre Plaza	8 2015	15,000,000
New Construction	Construct Data Center	9 2016	25,000,000
New Construction	Construct MARC North	12 2015	16,750,000
New Construction	Construct Parking Garage	1 2016	20,000,000
Repair and Renovation	Facilities Renewal and Renovation	9 2016	130,000,000
Repair and Renovation	Library of the Future	1 2016	5,000,000
Repair and Renovation	Renovate Clinic Space	9 2016	2,000,000
The University of Texas Health Science Center at San Antonio Subtotal			279,050,000
Institution: The University of Texas MD Anderson Cancer Center			
Information Resources	Information Technology Projects	9 2015	525,000,000
Infrastructure	CRR Renovation Budget	9 2016	91,000,000
Infrastructure	Mays Clinic - Replace Outside Air Handling Units	9 2015	6,000,000
Infrastructure	Mitchell Building Energy Upgrades	9 2014	5,700,000
Land Acquisition	Land Acquisition No. 1	9 2015	4,000,000
Land Acquisition	Land Acquisition No. 2	9 2016	2,000,000
Land Acquisition	Land Acquisition No. 3	9 2016	3,000,000
Land Acquisition	Land Acquisition No. 4	9 2017	3,000,000
Land Acquisition	Land Acquisition No. 5	9 2018	6,000,000
Land Acquisition	Land Acquisition No. 6	9 2018	8,000,000
Land Acquisition	Land Acquisition No. 7	9 2018	10,000,000
Land Acquisition	Land Acquisition No. 8	9 2019	30,000,000
New Construction	MD Anderson - League City	9 2015	87,750,000

Appendix A – Projects Submitted By Institution and Type

Project Type	Project Name	Estimated Start Date	Total
New Construction	MD Anderson - West Houston	9 2015	113,750,000
New Construction	North Campus Parking Garage	9 2018	30,900,000
New Construction	Radiology Outpatient Center Two	9 2015	20,000,000
Repair and Renovation	Cancer Network Capital Space Renovations	9 2015	4,313,100
Repair and Renovation	CRB Large Animal Facility Conversion	9 2015	10,000,000
Repair and Renovation	Demolish Dental Building	3 2016	9,500,000
Repair and Renovation	EVP Minor Renovations	9 2016	5,000,000
Repair and Renovation	Future FEMA Projects	9 2016	15,000,000
Repair and Renovation	Inpatient Floors 20, 21 & 22 Finish-out	9 2015	54,000,000
Repair and Renovation	Kitchen and Dining Area Renovations	3 2016	6,900,000
Repair and Renovation	LeMaistre Clinic MRI Suite Renovation	9 2014	9,500,000
Repair and Renovation	Pathology & Lab Medicine	9 2016	9,500,000
Repair and Renovation	Patient Care Minor Renovation Projects	9 2016	16,000,000
Repair and Renovation	Renovate Diagnostic Imaging Area A (R3)	9 2015	4,800,000
Repair and Renovation	Renovate Outpatient Clinics - Main Bldg - Floor 10	9 2015	8,500,000
Repair and Renovation	Renovate Outpatient Clinics - Main Bldg - Floor 7	2 2017	9,047,500
Repair and Renovation	Research and Education Minor Renovation Projects	9 2016	10,000,000
The University of Texas MD Anderson Cancer Center Subtotal			1,118,160,600
Institution:	The University of Texas Medical Branch at Galveston		
Land Acquisition	League City Campus Zone Land Acquisition	9 2015	3,000,000
Land Acquisition	Main Campus Entry Zone Land Acquisition	9 2015	2,000,000
New Construction	League City Academic & Office Building	9 2016	45,000,000
New Construction	League City Parking & Infrastructure	9 2016	14,000,000
New Construction	Student Housing	5 2016	15,000,000
New Construction	UTMB Health Education Center	8 2016	90,400,000
Repair and Renovation	Biocontainment Critical Care Unit	12 2015	12,700,000
Repair and Renovation	Diagnostic & Treatment Services Relocation	3 2016	13,000,000
Repair and Renovation	JS Hospital Modernization II & Facade	10 2015	135,000,000
Repair and Renovation	UTMB League City Hospital Shell Space Buildout	3 2016	7,000,000
The University of Texas Medical Branch at Galveston Subtotal			337,100,000
Institution:	The University of Texas of the Permian Basin		
New Construction	Engineering Building	10 2015	69,000,000
New Construction	Kinesiology and Athletic Building	1 2016	20,250,000
The University of Texas of the Permian Basin Subtotal			89,250,000
Institution:	The University of Texas System		
Repair and Renovation	Ashbel Smith Hall Building ADA Restroom Renovation	1 2015	1,500,000
Repair and Renovation	CTJ Building Regents Plaza Waterproofing	9 2015	3,000,000
The University of Texas System Subtotal			4,500,000

Appendix A – Projects Submitted By Institution and Type

Project Type	Project Name	Estimated Start Date	Total
Institution: The University of Texas Southwestern Medical Center at Dallas			
Addition	CUH Phase II	1 2019	300,000,000
Addition	Transplant Services Building Expansion	12 2015	10,700,000
Information Resources	Data Warehouse ACO Dashboard and Data Sharing	9 2015	5,600,000
Information Resources	Epic Upgrades	9 2015	11,900,000
Information Resources	Implement Kronos Time Management	9 2015	1,200,000
Information Resources	PeopleSoft Upgrades	9 2015	26,700,000
Land Acquisition	Forensic Building Site Demolition	9 2015	1,100,000
Land Acquisition	Purchase Area Parcels	9 2015	80,000,000
New Construction	Carbon Therapy Building	1 2018	250,000,000
New Construction	Fort Worth Moncrief Expansion Phase III	1 2016	48,000,000
New Construction	UTSW Vivarium and Research Infrastructure Reinvest	9 2015	162,000,000
New Construction	West Campus-Phase 1	12 2015	232,000,000
Repair and Renovation	Simmons Cancer Center Renovation	9 2015	8,650,000
The University of Texas Southwestern Medical Center at Dallas Subtotal			1,137,850,000
The University of Texas System Subtotal			9,548,026,759
Total Submitted			21,553,185,137

Appendix B – Planned New Space by Institution (New Construction and Additions)

Institution	GSF	NASF	E&G NASF
Non-System Institution			
Midwestern State University	528,750	205,700	113,900
Stephen F. Austin State University	434,500	278,550	78,800
Texas Southern University	2,460,379	701,296	445,372
Texas Woman's University	595,800	306,160	76,360
Non-System Institution Total	4,019,429	1,491,706	714,432
Texas A&M University System			
Prairie View A&M University	299,158	216,492	133,505
Tarleton State University	503,000	310,000	287,000
Texas A&M International University	549,094	269,270	216,175
Texas A&M University	1,642,146	633,632	599,209
Texas A&M University - Commerce	363,150	226,890	154,870
Texas A&M University - Corpus Christi	1,886,503	1,444,002	465,022
Texas A&M University - Kingsville	724,301	344,073	245,031
Texas A&M University - Texarkana	215,650	157,430	69,100
Texas A&M University at Galveston	240,000	173,150	156,000
Texas A&M University System	0	0	0
Texas A&M University System Health Science	1,089,588	658,355	580,747
Texas A&M University - Central Texas	94,000	65,000	48,000
Texas A&M University - San Antonio	674,308	399,534	386,784
West Texas A&M University	481,271	341,658	126,155
Texas A&M University System Total	8,762,169	5,239,486	3,467,598
Texas State Technical College System			
Texas State Technical College - Harlingen	7,000	0	0
Texas State Technical College - Marshall	184,484	147,060	138,060
Texas State Technical College - Waco	61,560	50,800	48,500
Texas State Technical College - West Texas	75,000	67,500	67,500
Texas State Technical College System	30,000	25,500	25,500

Appendix B – Planned New Space by Institution (New Construction and Additions)

Institution	GSF	NASF	E&G NASF
Texas State Technical College System	358,044	290,860	279,560
Texas Tech University System			
Angelo State University	61,000	44,350	37,150
Texas Tech University	664,667	453,032	250,219
Texas Tech University Health Sciences Center	953,379	506,497	281,346
Texas Tech University Health Sciences Center El Paso	1,184,500	204,375	138,500
Texas Tech University System Total	2,863,546	1,208,254	707,215
The Texas State University System			
Lamar Institute of Technology	60,000	0	60,000
Lamar State College - Orange	29,016	0	29,016
Lamar State College - Port Arthur	29,156	24,843	24,843
Lamar University	270,500	179,550	179,550
Sam Houston State University	1,837,735	762,551	281,575
Sul Ross State University	69,000	39,600	12,600
Texas State University	1,461,535	483,680	184,630
The Texas State University System Total	3,756,942	1,490,224	772,214
The University of Houston System			
University of Houston	2,488,204	0	0
University of Houston - Clear Lake	414,000	260,790	170,470
University of Houston - Downtown	524,000	163,000	98,000
University of Houston - Victoria	480,000	329,800	102,940
The University of Houston System Total	3,906,204	753,590	371,410
The University of North Texas System			
University of North Texas	2,665,972	1,809,103	1,195,963
University of North Texas at Dallas	330,341	200,865	180,000
University of North Texas Health Science	181,000	100,677	100,677
The University of North Texas System	3,177,313	2,110,645	1,476,640

Appendix B – Planned New Space by Institution (New Construction and Additions)

Institution	GSF	NASF	E&G NASF
The University of Texas System			
The University of Texas - Pan American	1,323,512	916,400	856,229
The University of Texas at Arlington	1,436,960	627,000	640,000
The University of Texas at Austin	2,496,018	1,444,621	614,838
The University of Texas at Dallas	3,295,000	1,624,000	1,078,500
The University of Texas at El Paso	1,536,500	941,250	606,150
The University of Texas at San Antonio	1,265,160	642,155	522,155
The University of Texas at Tyler	221,965	136,551	104,551
The University of Texas Health Science Center	260,000	156,000	156,000
The University of Texas Health Science Center San Antonio	378,500	99,200	99,200
The University of Texas MD Anderson Cancer	940,000	761,000	0
The University of Texas Medical Branch at Galveston	395,665	276,375	139,400
The University of Texas of the Permian Basin	142,023	95,703	142,023
The University of Texas Southwestern Medical	1,734,787	924,007	560,635
The University of Texas System Total	15,426,090	8,644,262	5,519,681
Report Total	42,269,737	21,229,027	13,308,750

Appendix C – Definitions of Funding Sources for Construction Projects

Auxiliary Enterprise Funds – Proceeds from enterprises that are operated by the institution, such as parking, food service, or clinics.

Energy Performance Contracting – Funds available as the result of energy savings over a 15-year period. These savings are realized through implementation of energy cost-reduction measures to conserve energy and save cost.

Federal Grants – Monetary grants received from various agencies of the federal government.

Gifts/Donations – Donations or gifts received from private individuals, corporations, or other organizations.

Higher Education Fund – Legislative appropriations earmarked for institutions not receiving Permanent University Fund monies.

Legislative Appropriations – State government funds allocated by the Texas Legislature for use by various state entities and programs.

Other – A source of funding that does not fit within any of the other categories listed.

Other Local Funds – Proceeds from various sources within the institution, or monies diverted from other line items within the institutions original budget.

Other Revenue Bonds – Bond financing, authorized by an institution's board of regents, that can be repaid by proceeds from tuition, building use fees, or student use fees.

Private Development Funds – Money from private sources that is used to privately develop a facilities project.

PUF (Available University Funds) – The Available University Fund is made up of proceeds from the Permanent University Fund, which are available to the state land grant universities and their components.

Tuition Revenue Bonds – Bonds authorized by the Texas Legislature for a specific capital improvement project, to be repaid by the institution by revenues from tuition. In past practice, the Legislature has approved reimbursement to the institutions for payments made to retire tuition revenue bonds by means of special line items as part of the general revenue appropriations.

Unexpended Plant Funds – Funding allocated for operation and maintenance of the physical plant, but not utilized for that purpose.



This document is available on the Texas Higher Education Coordinating Board website:
<http://www.thecb.state.tx.us>

For more information contact:

Roland Gilmore, Program Director
Strategic Planning and Funding
Texas Higher Education Coordinating Board
P.O. Box 12788
Austin, TX 78711
PHONE (512) 427-6243
FAX (512) 427-6147
roland.gilmore@thecb.state.tx.us

Thomas E. Keaton
Director
Strategic Planning and Funding
thomas.keaton@thecb.state.tx.us