

High School to Higher Education Direct Enrollment



Texas Higher Education
Coordinating Board

Julie Eklund, PhD
Committee on Affordability, Accountability,
and Planning
September 18, 2019



Texas Higher Education Coordinating Board

1

This presentation explores factors related to stagnation in the high school to higher education direct enrollment target

Overview

- Background on high school to higher education target
- Explanatory factors
 - Shifting demographics
 - Applicants who don't enroll
 - Labor market
 - Other hypotheses?
- Strategies for improvement



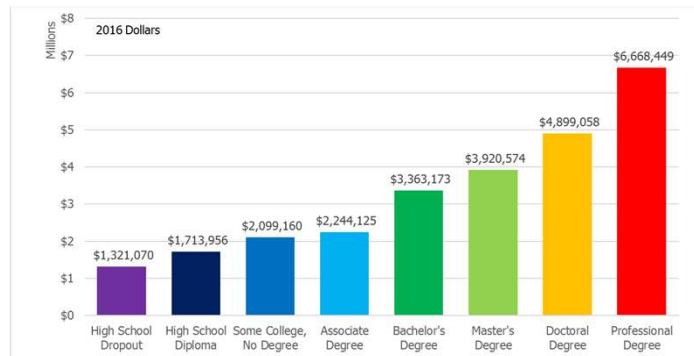
Texas Higher Education Coordinating Board

2

Why is direct enrollment important?

- Students who enroll immediately have higher rates of:
 - Ever attending college
 - College readiness
 - Certificate and degree completion
- Begin gaining wage/earnings benefits earlier
- Face fewer conflicts from work and family commitments than students who delay

- There are wage benefits for students who enter and complete college programs—certificates, associate, bachelor’s degrees and higher



The direct enrollment rate fell statewide and by more than 1% in seven regions; three regions were relatively flat

Region	2017	2018	Change
High Plains	50.30%	49.10%	-1.20%
Northwest	51.10%	49.40%	-1.70%
Metroplex	51.70%	51.70%	0.00%
Upper East	48.00%	47.70%	-0.30%
Southeast	49.40%	48.10%	-1.30%
Gulf Coast	53.40%	53.10%	-0.30%
Central Texas	51.60%	50.10%	-1.50%
South Texas	53.40%	52.00%	-1.40%
West Texas	49.50%	46.20%	-3.30%
Upper Rio Grande	56.40%	54.70%	-1.70%
Statewide	52.30%	51.60%	-0.70%

The number of public high school graduates continues to grow faster than the number enrolling directly in college

Student population	2015	2016	2017	2018	2015 2018 Change
Public high school graduates directly enrolling in Texas higher education	156,777	159,453	165,751	170,015	13,238
Public high school graduates*	297,493	307,103	316,666	329,512	32,019
Percent of high school graduates enrolling in Texas higher education	52.7%	51.9%	52.3%	51.6%	-1.1 pct pt

Public high school graduates are increasing because of population growth and improvements in high school graduation rates from 86% to 90% in recent years.



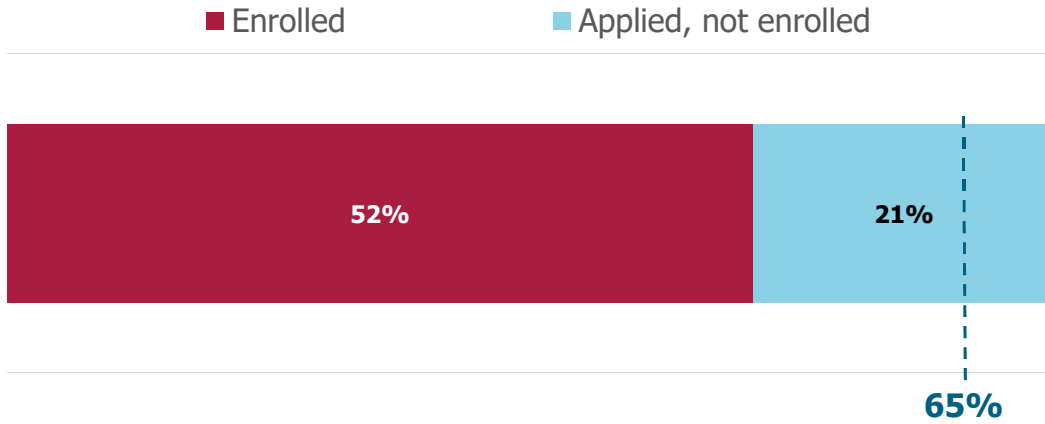
*High school graduates with a valid identifier to track across sectors

Demographic shifts are contributing to changes in the direct enrollment rate

- Hispanic students currently make up 50 percent of all Texas public high school graduates.
- Hispanic, African American, and economically disadvantaged students have lower enrollment rates.
- The majority of Hispanic and African American students are economically disadvantaged.



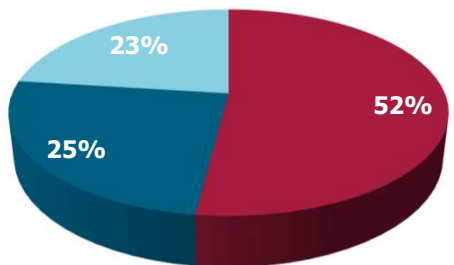
If all students who applied also enrolled the following fall, the direct college enrollment rate would exceed 65 percent



Texas Higher Education Coordinating Board

A quarter of all high school graduates are working and not enrolled in higher education after graduation

High School Graduates Enrollment & Employment Patterns Fall 2018



- Enrolled in Higher Education
- Not found Enrolled, but Employed
- Not found enrolled, not found employed

48 percent of high school graduates were not found in a public or independent institution of higher education in Texas.*



*Students who enroll at career schools are not included in the target, so they would be counted in one of the not found categories in the graph.

High school graduates directly entering the workforce occupy predominantly low-wage jobs. Wages have increased very modestly

- Median wages have risen **3 percent** since 2015
- The percent of high school grads employed has increased **1 percentage point**
- The number employed has increased by **9,842**

Texas Median Wages (Adjusted for Inflation) of High School Graduates Employed but not Enrolled in Higher Education the Following Fall			
Year	Median Wage	% Employed	# Employed
2018	\$14,260	24.9%	78,904
2017	\$13,789	24.8%	76,271
2016	\$13,731	24.7%	73,432
2015	\$13,888	23.0%	69,062

High wages are rare among new high school graduates

19,037 graduates (24%) directly entering the workforce are found working in **restaurants and other eating places**, with a median average wage of **\$11,967**.

2018 Median Wages by Highest Paying Industry: High School Graduates Not Found Enrolled in Higher Education the Following Fall				
Industry	Median Wage	90th Percentile	# Employed	% of all graduates
Support Activities for Mining	\$35,260	\$61,351	820	1.0%
Electric Power Generation, Transmission and Distribution	\$34,554	\$54,941	52	0.1%
Nonmetallic Mineral Mining and Quarrying	\$33,052	\$58,454	80	0.1%

Other hypotheses provided limited explanations regarding high school to higher education direct enrollment

- Gap year
 - The number of Texas high school graduates delaying college has decreased since 2016
- Out-of-state enrollment
 - The percent of students enrolling out-of-state has remained stable at about **5 percent** for several years
- Completing credentials in high school
 - Fewer than **1,200** students (<1%) in the state completed credentials in high school and did *not* subsequently enroll in college

Analyses suggest interventions need to target growing demographic populations, summer melt, and the realities of the labor market

- Targeted support for populations that need it.
- Academic preparation, advising, and financial support.
- Ensuring students apply to college is not enough. Focus attention on summer melt.
- Engage regional *60x30TX* advisory groups to concentrate on the high school to higher education target.
- Inform students about the reality of labor market opportunities.

House Bill 3 will create high-leverage opportunities for increasing direct enrollment in higher education

- Improving College, Career, and Military Readiness (CCMR) plans
- Increased funding for college prep exams
- College readiness incentives will reward districts for college ready students who enroll in college the following fall
- FAFSA as a graduation requirement for high schools

60x30TX



Texas Higher Education
Coordinating Board

Questions or comments?